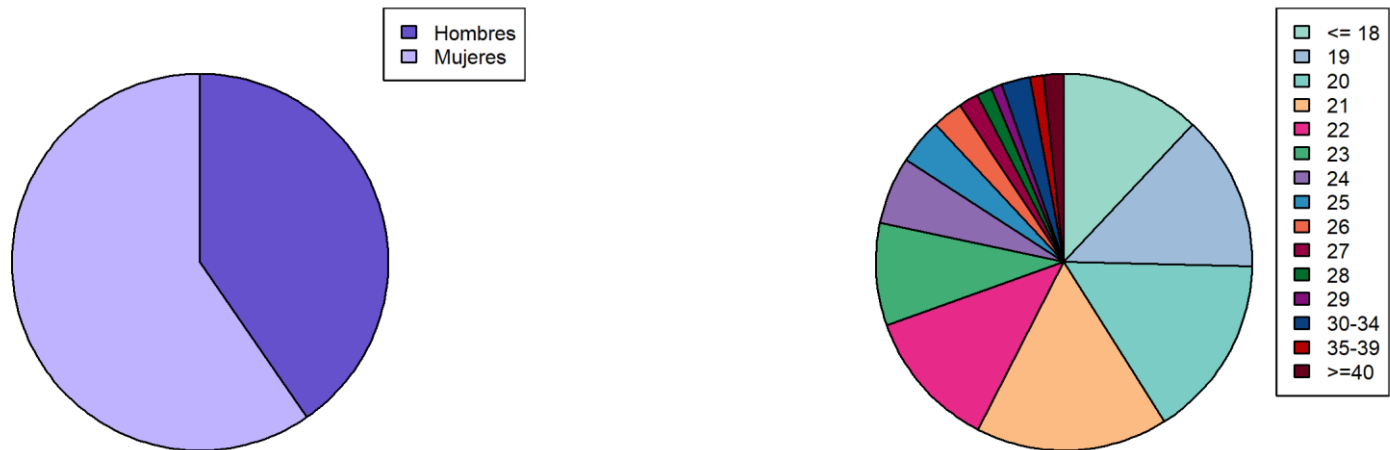




Alumnado matriculado en Grados. Total UGR

| Sexo | <= 18 | 19 | 20 | 21 | 22 | 23 | 24 | 25 | 26 | 27 | 28 | 29 | 30-34 | 35-39 | >=40 | TOTAL |
|----------------|-------|------|------|------|------|------|------|------|------|-----|-----|-----|-------|-------|------|-------|
| Hombres | 2234 | 2386 | 2714 | 2803 | 2222 | 1783 | 1279 | 825 | 586 | 422 | 294 | 229 | 557 | 297 | 397 | 19028 |
| Mujeres | 3387 | 3936 | 4692 | 4947 | 3444 | 2359 | 1445 | 1018 | 630 | 402 | 314 | 221 | 588 | 253 | 432 | 28068 |
| TOTAL | 5621 | 6322 | 7406 | 7750 | 5666 | 4142 | 2724 | 1843 | 1216 | 824 | 608 | 450 | 1145 | 550 | 829 | 47096 |





CONTENIDO

| | |
|---|----|
| CENTRO DE MAGISTERIO LA INMACULADA..... | 8 |
| GRADUADO/A EN EDUCACIÓN INFANTIL (LA INMACULADA) | 9 |
| GRADUADO/A EN EDUCACIÓN PRIMARIA (LA INMACULADA) | 10 |
| ESCUELA TÉCNICA SUPERIOR DE ARQUITECTURA | 11 |
| GRADUADO/A EN ARQUITECTURA | 11 |
| ESCUELA TÉCNICA SUPERIOR DE INGENIERÍA DE CAMINOS, CANALES Y PUERTOS | 12 |
| GRADUADO/A EN INGENIERÍA CIVIL..... | 13 |
| GRADUADO/A EN INGENIERÍA CIVIL-ADMINISTR.DIRECC. DE EMPRESAS | 14 |
| ESCUELA TÉCNICA SUPERIOR DE INGENIERÍA DE EDIFICACIÓN | 15 |
| GRADUADO/A EN EDIFICACIÓN | 16 |
| GRADUADO/A EN EDIFICACIÓN - ADMINIST. Y DIRECC. EMPRESAS | 17 |
| ESCUELA TÉCNICA SUPERIOR DE INGENIERÍAS INFORMÁTICA Y DE TELECOMUNICACIÓN | 18 |
| GRADUADO/A EN ING. ³ INFORMÁTICA-ADMINIST. Y DIRECC. EMPRESAS | 19 |
| GRADUADO/A EN INGENIERÍA DE TECNOLOGÍAS DE TELECOMUNICACIÓN..... | 20 |
| GRADUADO/A EN INGENIERÍA INFORMÁTICA..... | 21 |
| GRADUADO/A EN INGENIERÍA INFORMÁTICA Y MATEMÁTICAS | 22 |
| FACULTAD DE BELLAS ARTES | 23 |
| GRADUADO/A EN BELLAS ARTES | 24 |
| GRADUADO/A EN CONSERVACIÓN Y RESTAURACIÓN DE BIENES CULTURAL..... | 25 |
| FACULTAD DE CIENCIAS | 26 |
| GRADUADO/A EN BIOLOGÍA..... | 27 |
| GRADUADO/A EN BIOQUÍMICA..... | 28 |



| | |
|---|----|
| GRADUADO/A EN BIOTECNOLOGÍA..... | 29 |
| GRADUADO/A EN CIENCIAS AMBIENTALES | 30 |
| GRADUADO/A EN ESTADÍSTICA | 31 |
| GRADUADO/A EN FÍSICA..... | 32 |
| GRADUADO/A EN GEOLOGÍA..... | 33 |
| GRADUADO/A EN INGENIERÍA ELECTRÓNICA INDUSTRIAL | 34 |
| GRADUADO/A EN INGENIERÍA INFORMÁTICA Y MATEMÁTICAS | 35 |
| GRADUADO/A EN INGENIERÍA QUÍMICA..... | 36 |
| GRADUADO/A EN MATEMÁTICAS | 37 |
| GRADUADO/A EN MATEMÁTICAS Y FÍSICA..... | 38 |
| GRADUADO/A EN ÓPTICA Y OPTOMETRÍA | 39 |
| GRADUADO/A EN QUÍMICA..... | 40 |
| FACULTAD DE CIENCIAS DE LA EDUCACIÓN | 41 |
| GRADUADO/A EN EDUCACIÓN INFANTIL | 42 |
| GRADUADO/A EN EDUCACIÓN PRIMARIA..... | 43 |
| GRADUADO/A EN EDUCACIÓN PRIMARIA (BILINGÜE) | 44 |
| GRADUADO/A EN EDUCACIÓN PRIMARIA Y ESTUDIOS FRANCESES | 45 |
| GRADUADO/A EN EDUCACIÓN PRIMARIA Y ESTUDIOS INGLESES..... | 46 |
| GRADUADO/A EN EDUCACIÓN SOCIAL..... | 47 |
| GRADUADO/A EN PEDAGOGÍA | 48 |
| FACULTAD DE CIENCIAS DE LA SALUD | 49 |
| GRADUADO/A EN ENFERMERÍA..... | 50 |
| GRADUADO/A EN FISIOTERAPIA..... | 51 |



| | |
|--|----|
| GRADUADO/A EN TERAPIA OCUPACIONAL | 52 |
| FACULTAD DE CIENCIAS DE LA SALUD DE CEUTA | 53 |
| GRADUADO/A EN ENFERMERÍA (CEUTA) | 53 |
| FACULTAD DE CIENCIAS DE LA SALUD DE MELILLA | 54 |
| GRADUADO/A EN ENFERMERÍA (MELILLA)..... | 55 |
| GRADUADO/A EN FISIOTERAPIA (MELILLA)..... | 56 |
| FACULTAD DE CIENCIAS DEL DEPORTE | 57 |
| GRADUADO/A EN CIENCIAS DE LA ACTIVIDAD FÍSICA Y DEL DEPORTE | 57 |
| FACULTAD DE CIENCIAS DEL TRABAJO | 58 |
| GRADUADO/A EN RELACIONES LABORALES Y RECURSOS HUMANOS | 58 |
| FACULTAD DE CIENCIAS ECONÓMICAS Y EMPRESARIALES | 59 |
| GRADUADO/A EN ADMINISTRACIÓN Y DIRECCIÓN DE EMPRESAS | 60 |
| GRADUADO/A EN ADMINISTRACIÓN Y DIRECCIÓN DE EMPRESAS-DERECHO | 61 |
| GRADUADO/A EN ECONOMÍA | 62 |
| GRADUADO/A EN EDIFICACIÓN - ADMINIST. Y DIRECC. EMPRESAS | 63 |
| GRADUADO/A EN FINANZAS Y CONTABILIDAD | 64 |
| GRADUADO/A EN ING.ª INFORMÁTICA-ADMINIST. Y DIRECC. EMPRESAS | 65 |
| GRADUADO/A EN INGENIERÍA CIVIL-ADMINISTR.DIRECC. DE EMPRESAS | 66 |
| GRADUADO/A EN MARKETING E INVESTIGACIÓN DE MERCADOS | 67 |
| GRADUADO/A EN TRADUCCIÓN E INTERPRETACIÓN-TURISMO | 68 |
| GRADUADO/A EN TURISMO | 69 |
| FACULTAD DE CIENCIAS POLÍTICAS Y SOCIOLOGÍA..... | 70 |
| GRADUADO/A EN CIENCIAS POLÍTICAS Y DE LA ADMINIST. Y DERECHO..... | 71 |



| | |
|--|----|
| GRADUADO/A EN CIENCIAS POLÍTICAS Y DE LA ADMINISTRACIÓN | 72 |
| GRADUADO/A EN SOCIOLOGÍA | 73 |
| FACULTAD DE CIENCIAS SOCIALES Y JURÍDICAS DE MELILLA | 74 |
| GRADUADO ADMINISTRACIÓN Y DIRECCIÓN EMPRESAS Y DCHO MELILLA..... | 75 |
| GRADUADO EN ADMINISTRACIÓN Y DIRECCIÓN DE EMPRESAS (MELILLA) | 76 |
| GRADUADO/A EN GESTIÓN Y ADMINISTRACIÓN PÚBLICA (MELILLA)..... | 77 |
| GRADUADO/A EN RELACIONES LABORALES Y RECURSOS HUMANOS (MEL.) | 78 |
| FACULTAD DE COMUNICACIÓN Y DOCUMENTACIÓN | 79 |
| GRADUADO/A EN COMUNICACIÓN AUDIOVISUAL | 80 |
| GRADUADO/A EN INFORMACIÓN Y DOCUMENTACIÓN..... | 81 |
| FACULTAD DE DERECHO | 82 |
| GRADUADO/A EN ADMINISTRACIÓN Y DIRECCIÓN DE EMPRESAS-DERECHO | 83 |
| GRADUADO/A EN CIENCIAS POLÍTICAS Y DE LA ADMINIST. Y DERECHO..... | 84 |
| GRADUADO/A EN CRIMINOLOGÍA..... | 85 |
| GRADUADO/A EN DERECHO | 86 |
| FACULTAD DE EDUCACIÓN Y HUMANIDADES DE MELILLA | 87 |
| GRADUADO/A ED.PRIMA Y CC ACT FÍSICA (MELILLA)..... | 88 |
| GRADUADO/A EN EDUCACIÓN INFANTIL (MELILLA) | 89 |
| GRADUADO/A EN EDUCACIÓN PRIMARIA (MELILLA)..... | 90 |
| GRADUADO/A EN EDUCACIÓN SOCIAL (MELILLA)..... | 91 |
| FACULTAD DE EDUCACIÓN, ECONOMÍA Y TECNOLOGÍA DE CEUTA..... | 92 |
| GRADUADO/A EN ADMINISTRACIÓN Y DIRECCIÓN DE EMPRESAS (CEUTA)..... | 93 |
| GRADUADO/A EN EDUCACIÓN INFANTIL (CEUTA) | 94 |



| | |
|---|-----|
| GRADUADO/A EN EDUCACIÓN PRIMARIA (CEUTA)..... | 95 |
| GRADUADO/A EN EDUCACIÓN SOCIAL (CEUTA) | 96 |
| GRADUADO/A EN INGENIERÍA INFORMÁTICA (CEUTA) | 97 |
| FACULTAD DE FARMACIA..... | 98 |
| GRADUADO/A EN CIENCIA Y TECNOLOGÍA DE LOS ALIMENTOS | 99 |
| GRADUADO/A EN FARMACIA | 100 |
| GRADUADO/A EN NUTRIC.HNA.Y DIETÉT.-CIENCIA TECNOL. ALIMENTOS..... | 101 |
| GRADUADO/A EN NUTRICIÓN HUMANA Y DIETÉTICA | 102 |
| FACULTAD DE FILOSOFÍA Y LETRAS..... | 103 |
| GRADUADO/A EN ANTROPOLOGÍA SOCIAL Y CULTURAL | 104 |
| GRADUADO/A EN ARQUEOLOGÍA | 105 |
| GRADUADO/A EN EDUCACIÓN PRIMARIA Y ESTUDIOS FRANCESES | 106 |
| GRADUADO/A EN EDUCACIÓN PRIMARIA Y ESTUDIOS INGLESES..... | 107 |
| GRADUADO/A EN ESTUDIOS ÁRABES E ISLÁMICOS | 108 |
| GRADUADO/A EN ESTUDIOS FRANCESES | 109 |
| GRADUADO/A EN ESTUDIOS INGLESES | 110 |
| GRADUADO/A EN FILOLOGÍA CLÁSICA | 111 |
| GRADUADO/A EN FILOLOGÍA HISPÁNICA..... | 112 |
| GRADUADO/A EN FILOSOFÍA | 113 |
| GRADUADO/A EN GEOGRAFÍA Y GESTIÓN DEL TERRITORIO | 114 |
| GRADUADO/A EN HISTORIA..... | 115 |
| GRADUADO/A EN HISTORIA DEL ARTE | 116 |
| GRADUADO/A EN HISTORIA Y CIENCIAS DE LA MÚSICA..... | 117 |

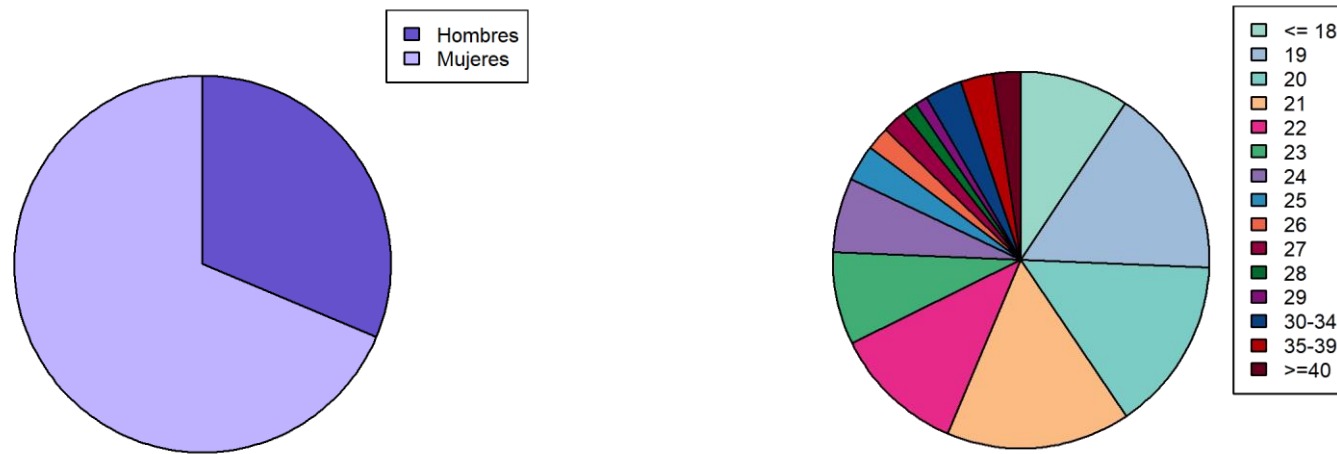


| | |
|---|-----|
| GRADUADO/A EN LENGUAS MODERNAS Y SUS LITERATURAS..... | 118 |
| GRADUADO/A EN LITERATURAS COMPARADAS..... | 119 |
| FACULTAD DE MEDICINA | 120 |
| GRADUADO/A EN MEDICINA | 120 |
| FACULTAD DE ODONTOLOGÍA | 121 |
| GRADUADO/A EN ODONTOLOGÍA..... | 121 |
| FACULTAD DE PSICOLOGÍA | 122 |
| GRADUADO/A EN LOGOPEDIA..... | 123 |
| GRADUADO/A EN PSICOLOGÍA | 124 |
| FACULTAD DE TRABAJO SOCIAL..... | 125 |
| GRADUADO/A EN TRABAJO SOCIAL..... | 125 |
| FACULTAD DE TRADUCCIÓN E INTERPRETACIÓN | 126 |
| GRADUADO/A EN TRADUCCIÓN E INTERPRETACIÓN..... | 127 |
| GRADUADO/A EN TRADUCCIÓN E INTERPRETACIÓN-TURISMO | 128 |



CENTRO DE MAGISTERIO LA INMACULADA

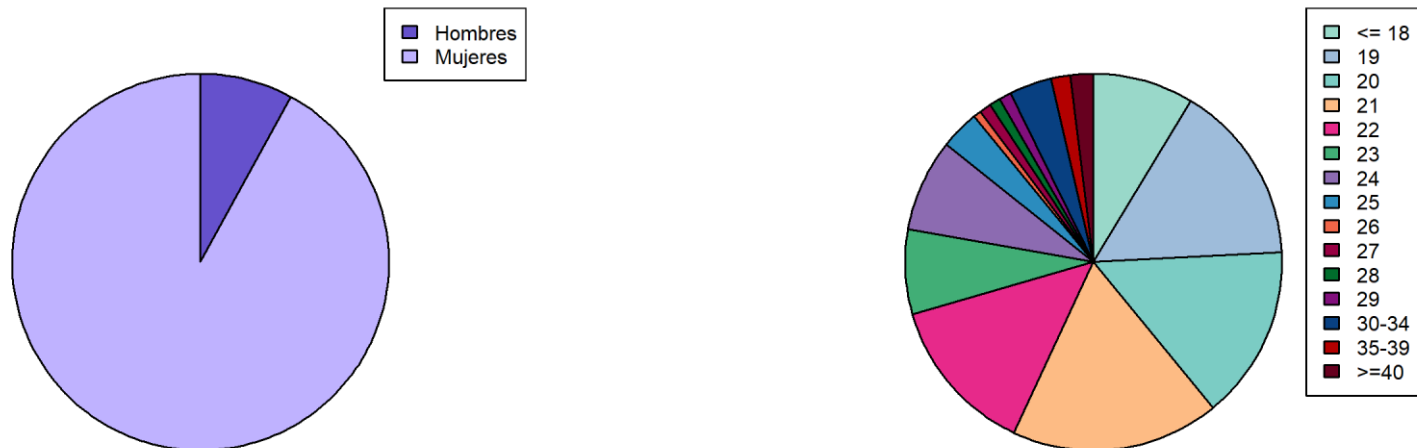
| Sexo | <= 18 | 19 | 20 | 21 | 22 | 23 | 24 | 25 | 26 | 27 | 28 | 29 | 30-34 | 35-39 | >=40 | TOTAL |
|---------|-------|-----|-----|-----|----|----|----|----|----|----|----|----|-------|-------|------|-------|
| Hombres | 25 | 45 | 36 | 36 | 34 | 23 | 20 | 4 | 9 | 7 | 5 | 2 | 9 | 11 | 3 | 269 |
| Mujeres | 55 | 95 | 92 | 100 | 64 | 45 | 35 | 23 | 8 | 11 | 6 | 7 | 18 | 13 | 18 | 590 |
| TOTAL | 80 | 140 | 128 | 136 | 98 | 68 | 55 | 27 | 17 | 18 | 11 | 9 | 27 | 24 | 21 | 859 |





GRADUADO/A EN EDUCACIÓN INFANTIL (LA INMACULADA)

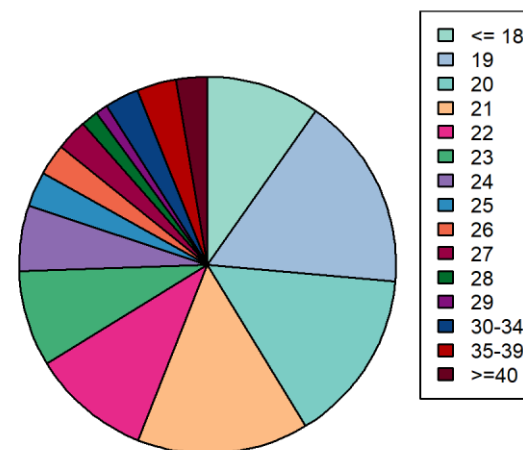
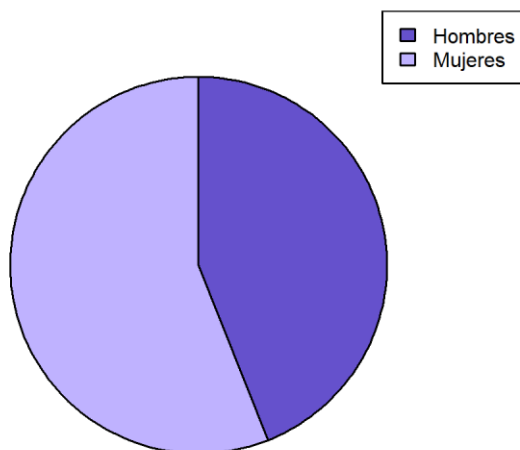
| Sexo | <= 18 | 19 | 20 | 21 | 22 | 23 | 24 | 25 | 26 | 27 | 28 | 29 | 30-34 | 35-39 | >=40 | TOTAL |
|--------------|-------|----|----|----|----|----|----|----|----|----|----|----|-------|-------|------|-------|
| Hombres | 0 | 3 | 3 | 6 | 5 | 1 | 5 | 0 | 0 | 0 | 0 | 0 | 0 | 0 | 1 | 24 |
| Mujeres | 26 | 44 | 42 | 48 | 36 | 21 | 19 | 10 | 2 | 3 | 3 | 3 | 11 | 5 | 5 | 278 |
| TOTAL | 26 | 47 | 45 | 54 | 41 | 22 | 24 | 10 | 2 | 3 | 3 | 3 | 11 | 5 | 6 | 302 |





GRADUADO/A EN EDUCACIÓN PRIMARIA (LA INMACULADA)

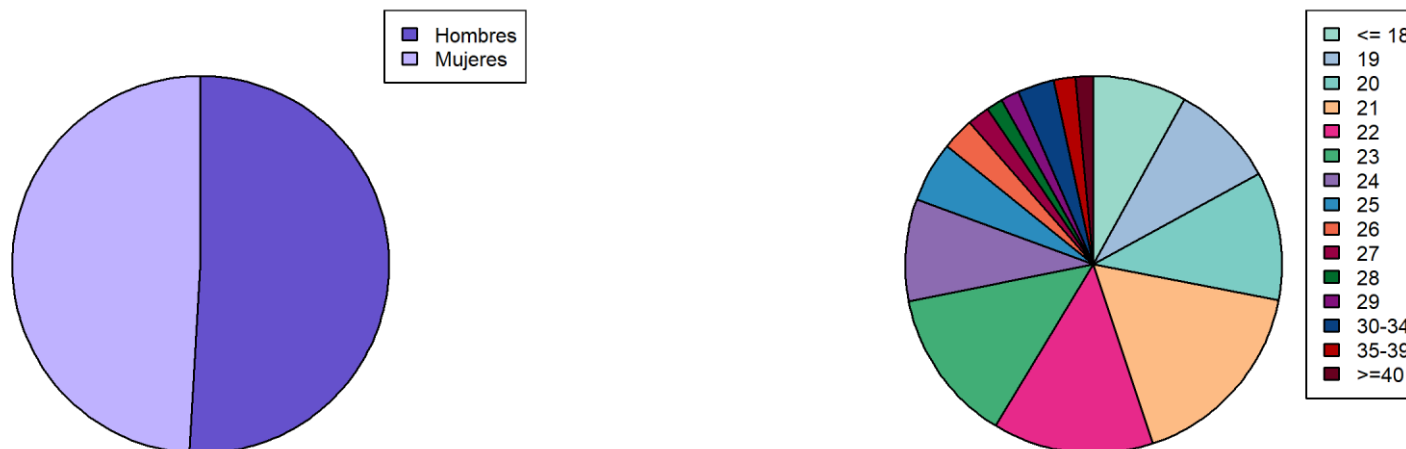
| Sexo | <= 18 | 19 | 20 | 21 | 22 | 23 | 24 | 25 | 26 | 27 | 28 | 29 | 30-34 | 35-39 | >=40 | TOTAL |
|----------------|-------|----|----|----|----|----|----|----|----|----|----|----|-------|-------|------|-------|
| Hombres | 25 | 42 | 33 | 30 | 29 | 22 | 15 | 4 | 9 | 7 | 5 | 2 | 9 | 11 | 2 | 245 |
| Mujeres | 29 | 51 | 50 | 52 | 28 | 24 | 16 | 13 | 6 | 8 | 3 | 4 | 7 | 8 | 13 | 312 |
| TOTAL | 54 | 93 | 83 | 82 | 57 | 46 | 31 | 17 | 15 | 15 | 8 | 6 | 16 | 19 | 15 | 557 |



ESCUELA TÉCNICA SUPERIOR DE ARQUITECTURA

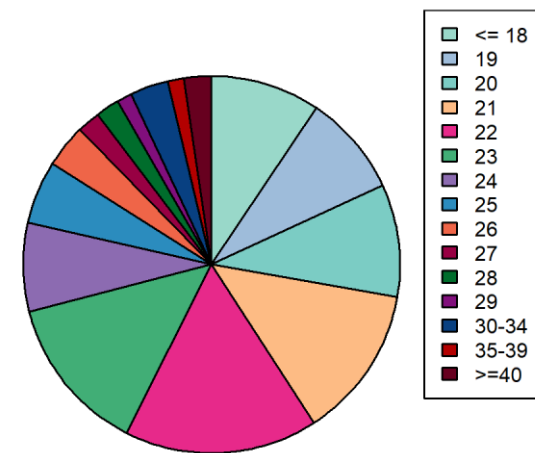
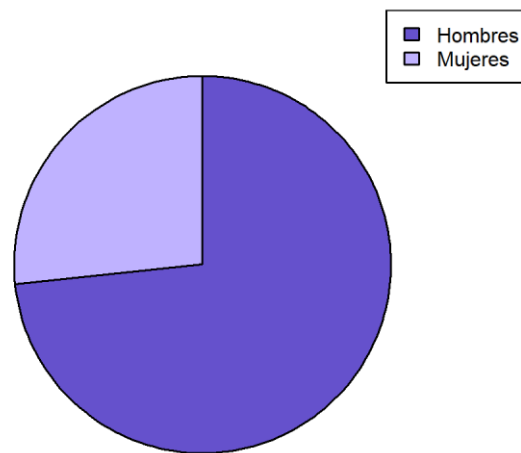
GRADUADO/A EN ARQUITECTURA

| Sexo | <= 18 | 19 | 20 | 21 | 22 | 23 | 24 | 25 | 26 | 27 | 28 | 29 | 30-34 | 35-39 | >=40 | TOTAL |
|----------------|-------|----|-----|-----|-----|-----|----|----|----|----|----|----|-------|-------|------|-------|
| Hombres | 40 | 41 | 49 | 68 | 61 | 62 | 43 | 31 | 20 | 10 | 9 | 9 | 19 | 15 | 14 | 491 |
| Mujeres | 37 | 46 | 57 | 95 | 72 | 65 | 41 | 19 | 7 | 8 | 5 | 6 | 11 | 3 | 1 | 473 |
| TOTAL | 77 | 87 | 106 | 163 | 133 | 127 | 84 | 50 | 27 | 18 | 14 | 15 | 30 | 18 | 15 | 964 |



ESCUELA TÉCNICA SUPERIOR DE INGENIERÍA DE CAMINOS, CANALES Y PUERTOS

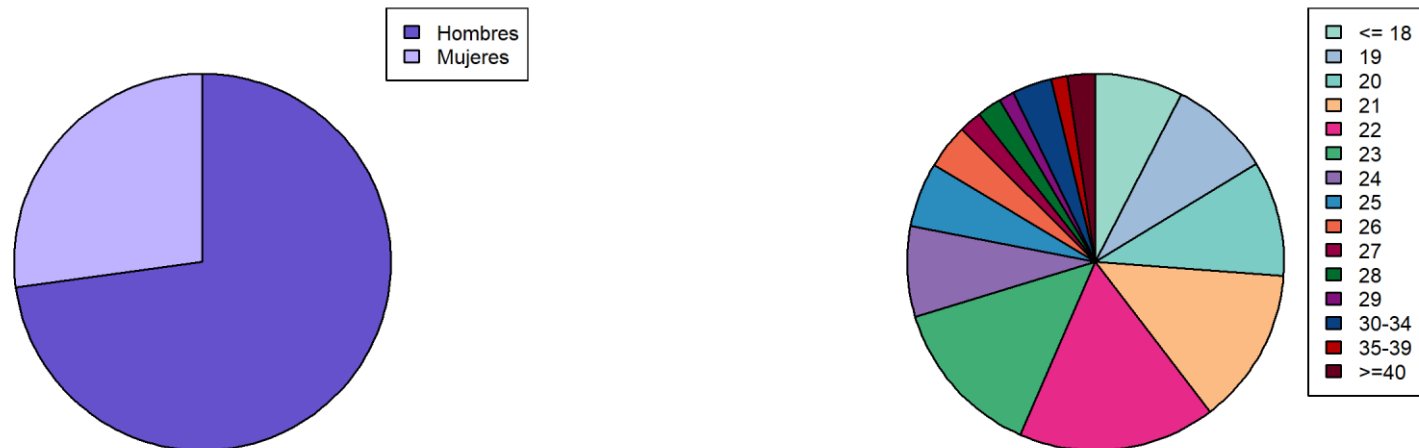
| Sexo | <= 18 | 19 | 20 | 21 | 22 | 23 | 24 | 25 | 26 | 27 | 28 | 29 | 30-34 | 35-39 | >=40 | TOTAL |
|--------------|-----------|-----------|-----------|-----------|------------|-----------|-----------|-----------|-----------|-----------|-----------|----------|-----------|-----------|-----------|------------|
| Hombres | 55 | 46 | 52 | 71 | 82 | 70 | 39 | 27 | 20 | 12 | 8 | 6 | 20 | 9 | 14 | 531 |
| Mujeres | 13 | 17 | 18 | 24 | 38 | 28 | 16 | 12 | 7 | 2 | 7 | 3 | 4 | 1 | 3 | 193 |
| TOTAL | 68 | 63 | 70 | 95 | 120 | 98 | 55 | 39 | 27 | 14 | 15 | 9 | 24 | 10 | 17 | 724 |





GRADUADO/A EN INGENIERÍA CIVIL

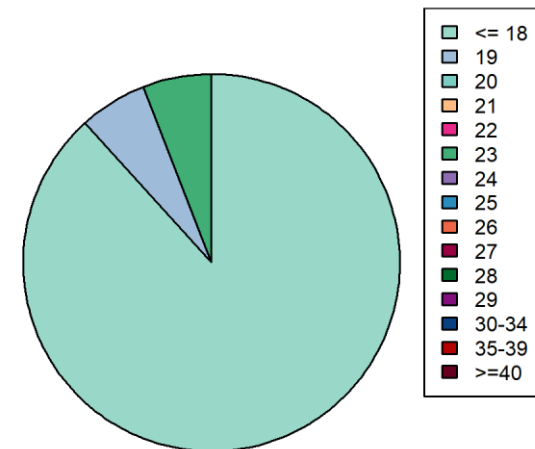
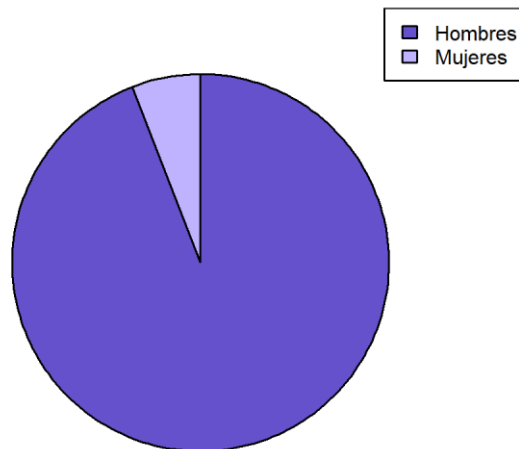
| Sexo | <= 18 | 19 | 20 | 21 | 22 | 23 | 24 | 25 | 26 | 27 | 28 | 29 | 30-34 | 35-39 | >=40 | TOTAL |
|--------------|-----------|-----------|-----------|-----------|------------|-----------|-----------|-----------|-----------|-----------|-----------|----------|-----------|-----------|-----------|------------|
| Hombres | 41 | 45 | 52 | 71 | 82 | 69 | 39 | 27 | 20 | 12 | 8 | 6 | 20 | 9 | 14 | 515 |
| Mujeres | 12 | 17 | 18 | 24 | 38 | 28 | 16 | 12 | 7 | 2 | 7 | 3 | 4 | 1 | 3 | 192 |
| TOTAL | 53 | 62 | 70 | 95 | 120 | 97 | 55 | 39 | 27 | 14 | 15 | 9 | 24 | 10 | 17 | 707 |





GRADUADO/A EN INGENIERÍA CIVIL-ADMINISTR. DIRECC. DE EMPRESAS

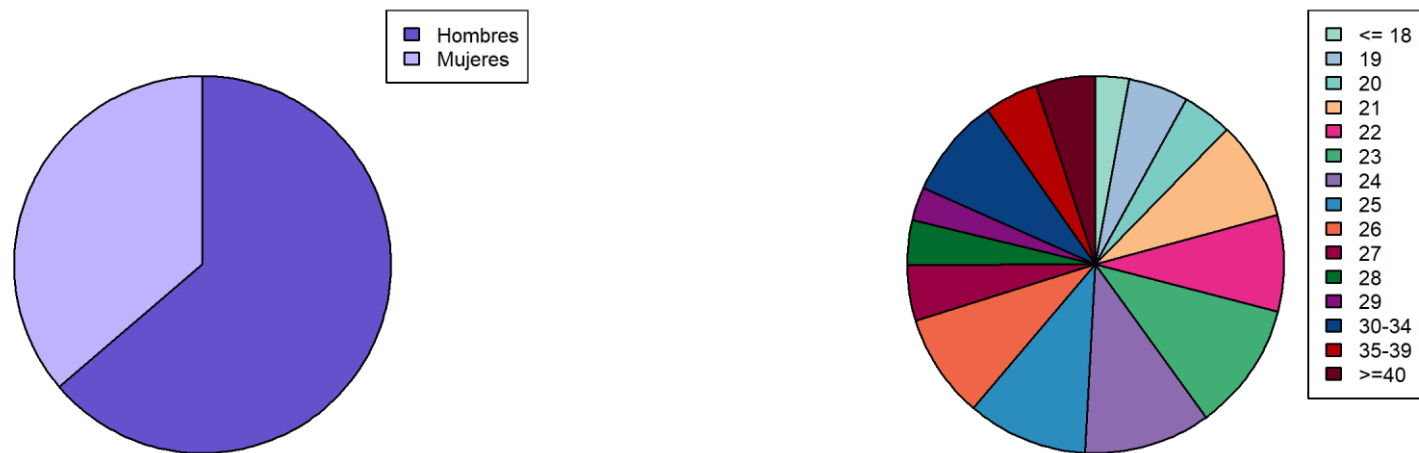
| Sexo | <= 18 | 19 | 20 | 21 | 22 | 23 | 24 | 25 | 26 | 27 | 28 | 29 | 30-34 | 35-39 | >=40 | TOTAL |
|---------|-------|----|----|----|----|----|----|----|----|----|----|----|-------|-------|------|-------|
| Hombres | 14 | 1 | 0 | 0 | 0 | 1 | 0 | 0 | 0 | 0 | 0 | 0 | 0 | 0 | 0 | 16 |
| Mujeres | 1 | 0 | 0 | 0 | 0 | 0 | 0 | 0 | 0 | 0 | 0 | 0 | 0 | 0 | 0 | 1 |
| TOTAL | 15 | 1 | 0 | 0 | 0 | 1 | 0 | 0 | 0 | 0 | 0 | 0 | 0 | 0 | 0 | 17 |





ESCUELA TÉCNICA SUPERIOR DE INGENIERÍA DE EDIFICACIÓN

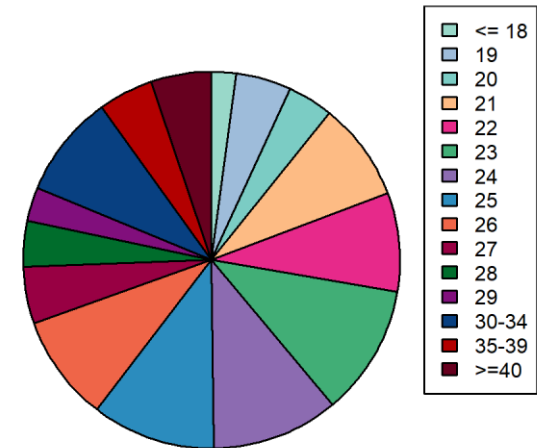
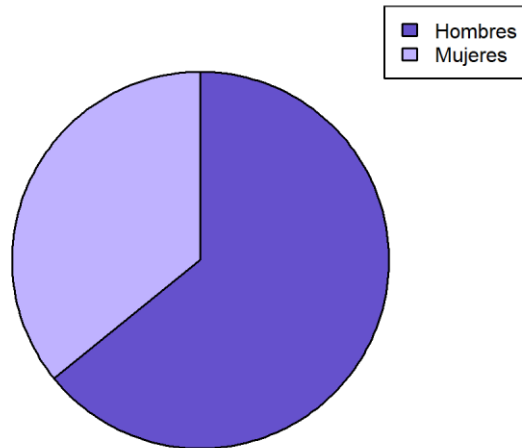
| Sexo | <= 18 | 19 | 20 | 21 | 22 | 23 | 24 | 25 | 26 | 27 | 28 | 29 | 30-34 | 35-39 | >=40 | TOTAL |
|---------|-------|----|----|----|----|----|----|----|----|----|----|----|-------|-------|------|-------|
| Hombres | 8 | 19 | 10 | 34 | 24 | 42 | 42 | 49 | 41 | 22 | 12 | 11 | 36 | 25 | 25 | 400 |
| Mujeres | 10 | 13 | 17 | 19 | 28 | 27 | 26 | 16 | 15 | 8 | 12 | 7 | 18 | 4 | 7 | 227 |
| TOTAL | 18 | 32 | 27 | 53 | 52 | 69 | 68 | 65 | 56 | 30 | 24 | 18 | 54 | 29 | 32 | 627 |





GRADUADO/A EN EDIFICACIÓN


| Sexo | <= 18 | 19 | 20 | 21 | 22 | 23 | 24 | 25 | 26 | 27 | 28 | 29 | 30-34 | 35-39 | >=40 | TOTAL |
|----------------|-------|----|----|----|----|----|----|----|----|----|----|----|-------|-------|------|-------|
| Hombres | 6 | 18 | 8 | 34 | 24 | 42 | 41 | 49 | 41 | 22 | 12 | 11 | 36 | 25 | 25 | 394 |
| Mujeres | 7 | 11 | 16 | 18 | 28 | 27 | 26 | 16 | 15 | 8 | 12 | 7 | 18 | 4 | 7 | 220 |
| TOTAL | 13 | 29 | 24 | 52 | 52 | 69 | 67 | 65 | 56 | 30 | 24 | 18 | 54 | 29 | 32 | 614 |





GRADUADO/A EN EDIFICACIÓN - ADMINIST. Y DIRECC. EMPRESAS

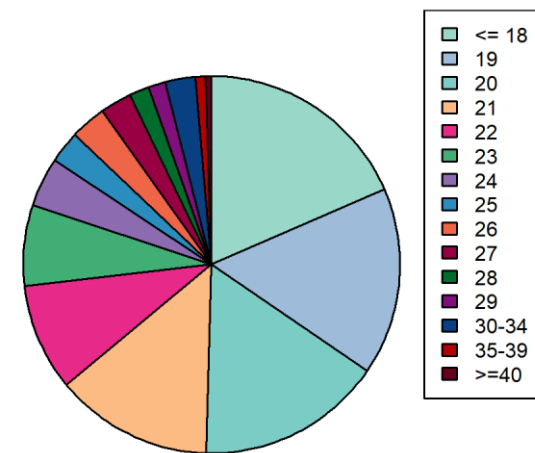
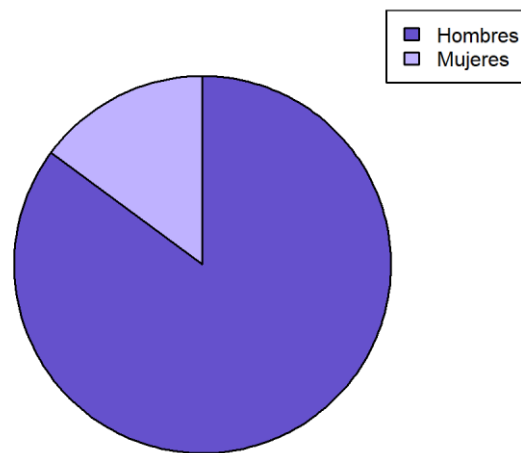
| Sexo | <= 18 | 19 | 20 | 21 | 22 | 23 | 24 | 25 | 26 | 27 | 28 | 29 | 30-34 | 35-39 | >=40 | TOTAL |
|---------|-------|----|----|----|----|----|----|----|----|----|----|----|-------|-------|------|-------|
| Hombres | 2 | 1 | 2 | 0 | 0 | 0 | 1 | 0 | 0 | 0 | 0 | 0 | 0 | 0 | 0 | 6 |
| Mujeres | 3 | 2 | 1 | 1 | 0 | 0 | 0 | 0 | 0 | 0 | 0 | 0 | 0 | 0 | 0 | 7 |
| TOTAL | 5 | 3 | 3 | 1 | 0 | 0 | 1 | 0 | 0 | 0 | 0 | 0 | 0 | 0 | 0 | 13 |





ESCUELA TÉCNICA SUPERIOR DE INGENIERÍAS INFORMÁTICA Y DE TELECOMUNICACIÓN

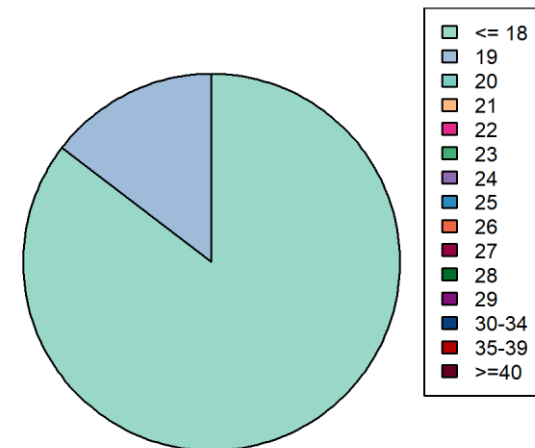
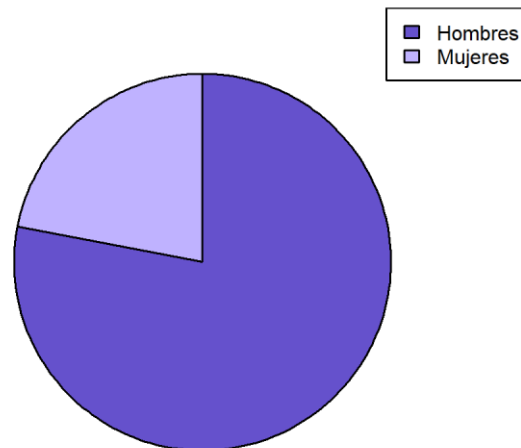
| Sexo | <= 18 | 19 | 20 | 21 | 22 | 23 | 24 | 25 | 26 | 27 | 28 | 29 | 30-34 | 35-39 | >=40 | TOTAL |
|----------------|-------|-----|-----|-----|-----|-----|----|----|----|----|----|----|-------|-------|------|-------|
| Hombres | 309 | 267 | 273 | 235 | 157 | 124 | 71 | 45 | 53 | 52 | 31 | 27 | 46 | 17 | 7 | 1714 |
| Mujeres | 62 | 57 | 48 | 37 | 28 | 15 | 15 | 10 | 9 | 2 | 3 | 3 | 6 | 1 | 3 | 299 |
| TOTAL | 371 | 324 | 321 | 272 | 185 | 139 | 86 | 55 | 62 | 54 | 34 | 30 | 52 | 18 | 10 | 2013 |





GRADUADO/A EN ING.º INFORMÁTICA-ADMINIST. Y DIRECC. EMPRESAS


| Sexo | <= 18 | 19 | 20 | 21 | 22 | 23 | 24 | 25 | 26 | 27 | 28 | 29 | 30-34 | 35-39 | >=40 | TOTAL |
|---------|-------|----|----|----|----|----|----|----|----|----|----|----|-------|-------|------|-------|
| Hombres | 28 | 4 | 0 | 0 | 0 | 0 | 0 | 0 | 0 | 0 | 0 | 0 | 0 | 0 | 0 | 32 |
| Mujeres | 7 | 2 | 0 | 0 | 0 | 0 | 0 | 0 | 0 | 0 | 0 | 0 | 0 | 0 | 0 | 9 |
| TOTAL | 35 | 6 | 0 | 0 | 0 | 0 | 0 | 0 | 0 | 0 | 0 | 0 | 0 | 0 | 0 | 41 |





GRADUADO/A EN INGENIERÍA DE TECNOLOGÍAS DE TELECOMUNICACIÓN

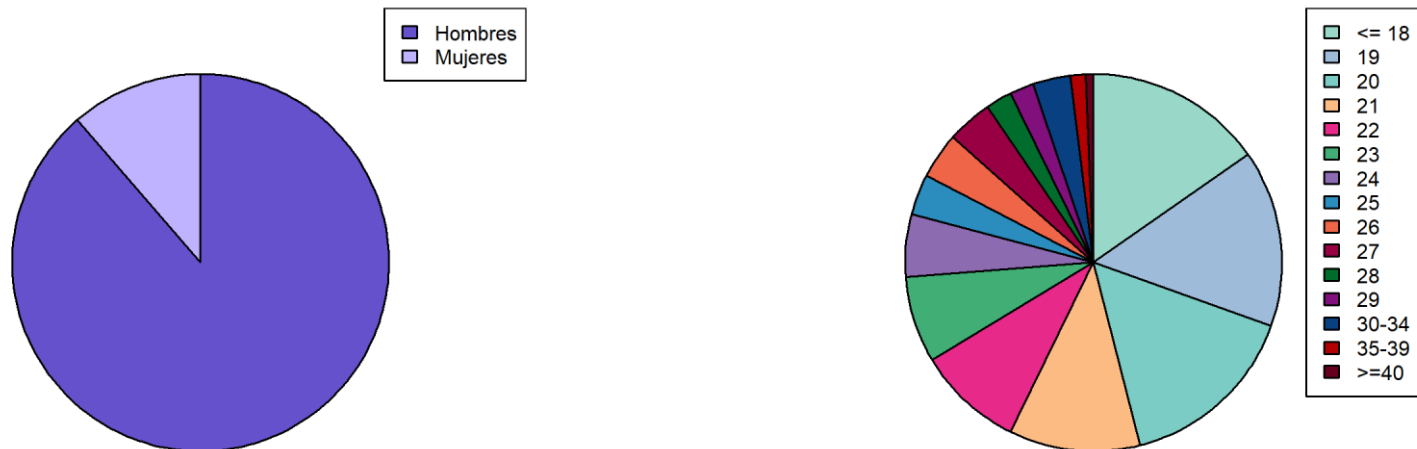
| Sexo | <= 18 | 19 | 20 | 21 | 22 | 23 | 24 | 25 | 26 | 27 | 28 | 29 | 30-34 | 35-39 | >=40 | TOTAL |
|---------|-------|----|----|----|----|----|----|----|----|----|----|----|-------|-------|------|-------|
| Hombres | 73 | 69 | 62 | 78 | 37 | 26 | 5 | 6 | 5 | 3 | 4 | 2 | 7 | 1 | 1 | 379 |
| Mujeres | 17 | 17 | 19 | 14 | 5 | 3 | 5 | 1 | 5 | 0 | 1 | 0 | 2 | 0 | 0 | 89 |
| TOTAL | 90 | 86 | 81 | 92 | 42 | 29 | 10 | 7 | 10 | 3 | 5 | 2 | 9 | 1 | 1 | 468 |





GRADUADO/A EN INGENIERÍA INFORMÁTICA

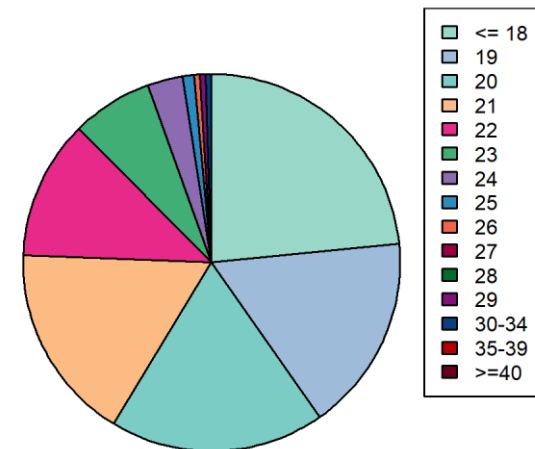
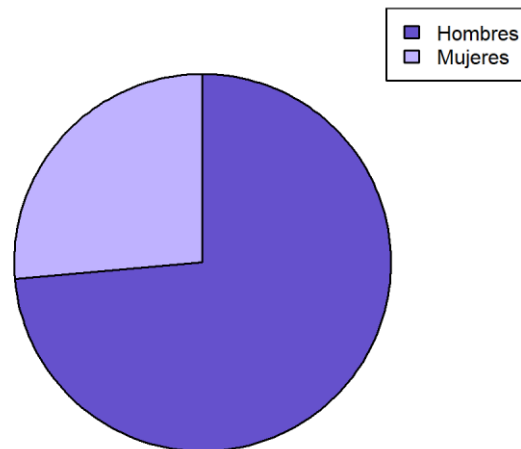
| Sexo | <= 18 | 19 | 20 | 21 | 22 | 23 | 24 | 25 | 26 | 27 | 28 | 29 | 30-34 | 35-39 | >=40 | TOTAL |
|---------|-------|-----|-----|-----|-----|----|----|----|----|----|----|----|-------|-------|------|-------|
| Hombres | 175 | 170 | 182 | 128 | 105 | 87 | 62 | 39 | 47 | 49 | 27 | 24 | 38 | 16 | 6 | 1155 |
| Mujeres | 24 | 28 | 21 | 18 | 14 | 9 | 8 | 7 | 4 | 2 | 2 | 3 | 4 | 1 | 3 | 148 |
| TOTAL | 199 | 198 | 203 | 146 | 119 | 96 | 70 | 46 | 51 | 51 | 29 | 27 | 42 | 17 | 9 | 1303 |





GRADUADO/A EN INGENIERÍA INFORMÁTICA Y MATEMÁTICAS

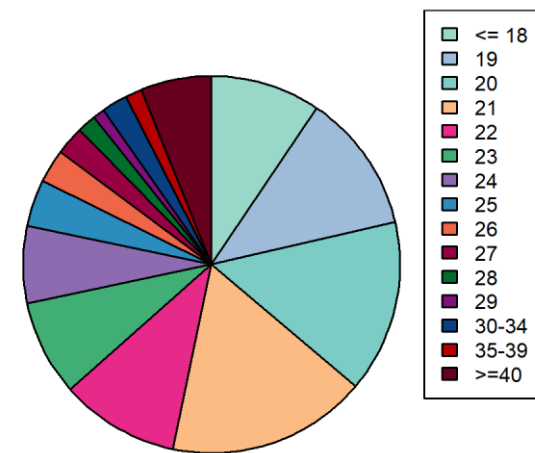
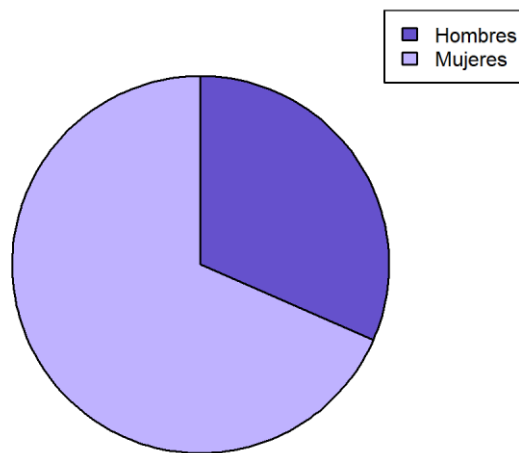
| Sexo | <= 18 | 19 | 20 | 21 | 22 | 23 | 24 | 25 | 26 | 27 | 28 | 29 | 30-34 | 35-39 | >=40 | TOTAL |
|---------|-------|----|----|----|----|----|----|----|----|----|----|----|-------|-------|------|-------|
| Hombres | 33 | 24 | 29 | 29 | 15 | 11 | 4 | 0 | 1 | 0 | 0 | 1 | 1 | 0 | 0 | 148 |
| Mujeres | 14 | 10 | 8 | 5 | 9 | 3 | 2 | 2 | 0 | 0 | 0 | 0 | 0 | 0 | 0 | 53 |
| TOTAL | 47 | 34 | 37 | 34 | 24 | 14 | 6 | 2 | 1 | 0 | 0 | 1 | 1 | 0 | 0 | 201 |





FACULTAD DE BELLAS ARTES

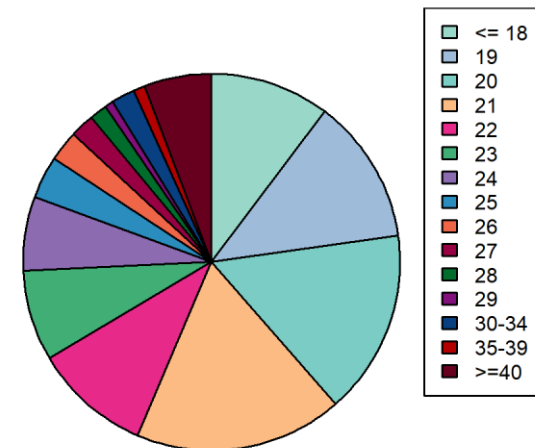
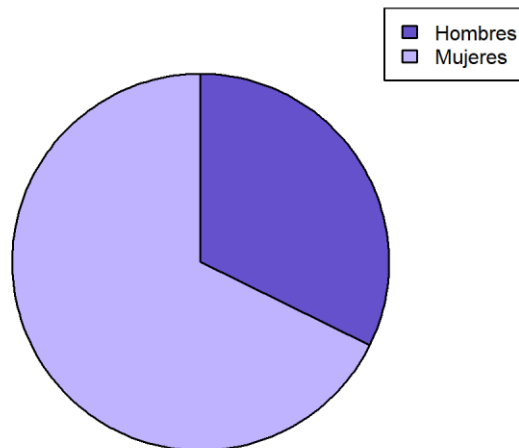
| Sexo | <= 18 | 19 | 20 | 21 | 22 | 23 | 24 | 25 | 26 | 27 | 28 | 29 | 30-34 | 35-39 | >=40 | TOTAL |
|--------------|------------|------------|------------|------------|------------|------------|-----------|-----------|-----------|-----------|-----------|-----------|-----------|-----------|-----------|-------------|
| Hombres | 25 | 34 | 51 | 69 | 41 | 33 | 37 | 28 | 16 | 15 | 11 | 6 | 15 | 9 | 29 | 419 |
| Mujeres | 100 | 125 | 145 | 159 | 94 | 76 | 51 | 25 | 22 | 18 | 10 | 8 | 14 | 10 | 52 | 909 |
| TOTAL | 125 | 159 | 196 | 228 | 135 | 109 | 88 | 53 | 38 | 33 | 21 | 14 | 29 | 19 | 81 | 1328 |





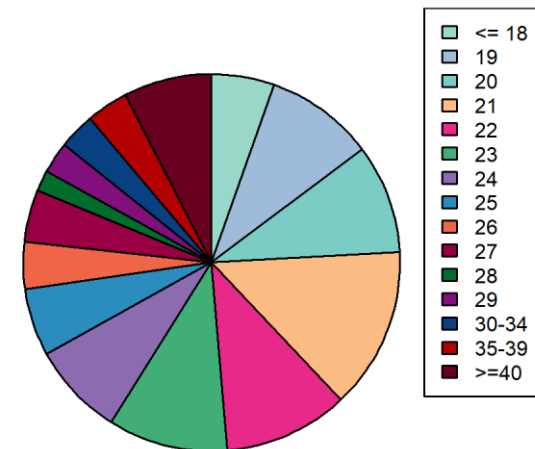
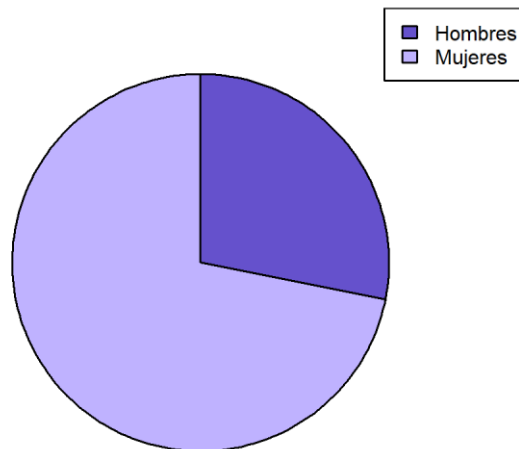
GRADUADO/A EN BELLAS ARTES

| Sexo | <= 18 | 19 | 20 | 21 | 22 | 23 | 24 | 25 | 26 | 27 | 28 | 29 | 30-34 | 35-39 | >=40 | TOTAL |
|----------------|-------|-----|-----|-----|-----|----|----|----|----|----|----|----|-------|-------|------|-------|
| Hombres | 22 | 30 | 49 | 60 | 34 | 28 | 32 | 24 | 12 | 13 | 10 | 3 | 11 | 6 | 22 | 356 |
| Mujeres | 91 | 108 | 126 | 137 | 77 | 58 | 38 | 16 | 17 | 10 | 7 | 5 | 11 | 5 | 42 | 748 |
| TOTAL | 113 | 138 | 175 | 197 | 111 | 86 | 70 | 40 | 29 | 23 | 17 | 8 | 22 | 11 | 64 | 1104 |



GRADUADO/A EN CONSERVACIÓN Y RESTAURACIÓN DE BIENES CULTURAL

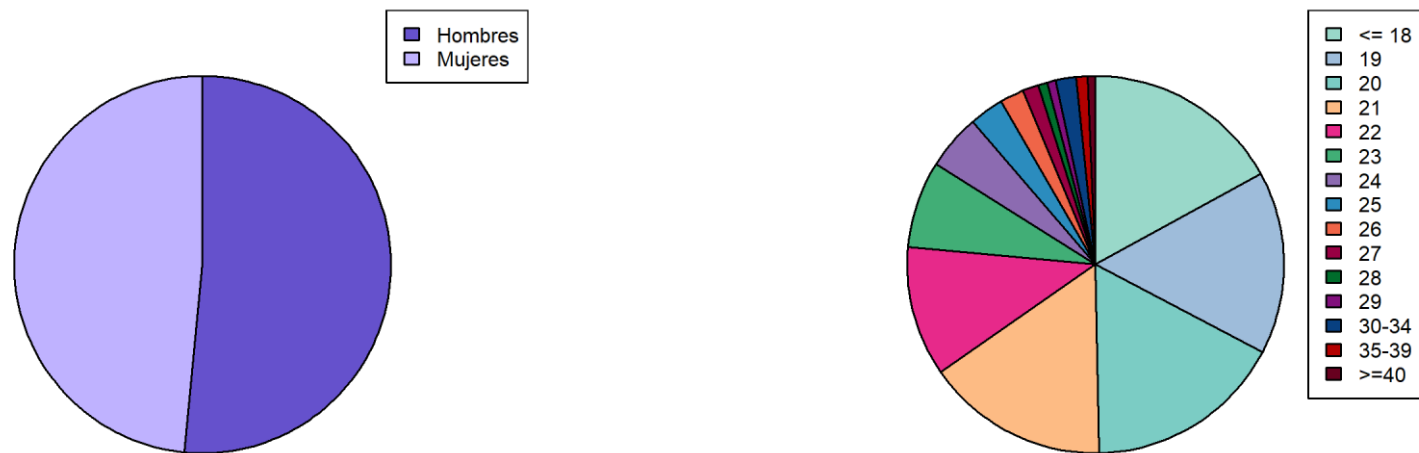
| Sexo | <= 18 | 19 | 20 | 21 | 22 | 23 | 24 | 25 | 26 | 27 | 28 | 29 | 30-34 | 35-39 | >=40 | TOTAL |
|--------------|-----------|-----------|-----------|-----------|-----------|-----------|-----------|-----------|----------|-----------|----------|----------|----------|----------|-----------|------------|
| Hombres | 3 | 4 | 2 | 9 | 7 | 5 | 5 | 4 | 4 | 2 | 1 | 3 | 4 | 3 | 7 | 63 |
| Mujeres | 9 | 17 | 19 | 22 | 17 | 18 | 13 | 9 | 5 | 8 | 3 | 3 | 3 | 5 | 10 | 161 |
| TOTAL | 12 | 21 | 21 | 31 | 24 | 23 | 18 | 13 | 9 | 10 | 4 | 6 | 7 | 8 | 17 | 224 |





FACULTAD DE CIENCIAS

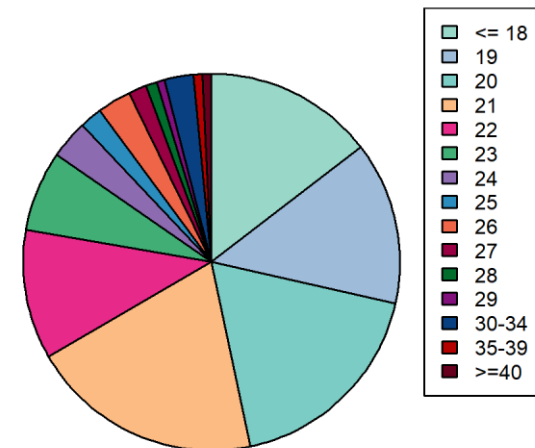
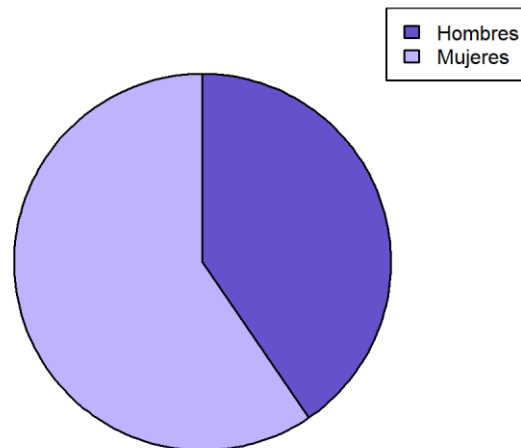
| Sexo | <= 18 | 19 | 20 | 21 | 22 | 23 | 24 | 25 | 26 | 27 | 28 | 29 | 30-34 | 35-39 | >=40 | TOTAL |
|--------------|------------|------------|------------|------------|------------|------------|------------|------------|------------|-----------|-----------|-----------|-----------|-----------|-----------|-------------|
| Hombres | 486 | 441 | 442 | 415 | 295 | 219 | 143 | 83 | 55 | 34 | 19 | 20 | 51 | 31 | 28 | 2762 |
| Mujeres | 424 | 400 | 471 | 421 | 302 | 182 | 112 | 74 | 56 | 40 | 23 | 19 | 41 | 23 | 8 | 2596 |
| TOTAL | 910 | 841 | 913 | 836 | 597 | 401 | 255 | 157 | 111 | 74 | 42 | 39 | 92 | 54 | 36 | 5358 |





GRADUADO/A EN BIOLOGÍA

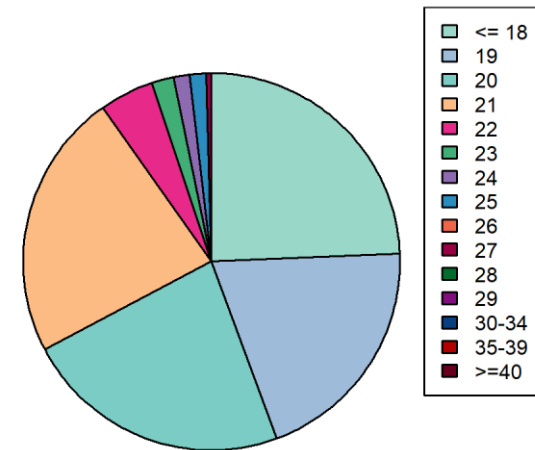
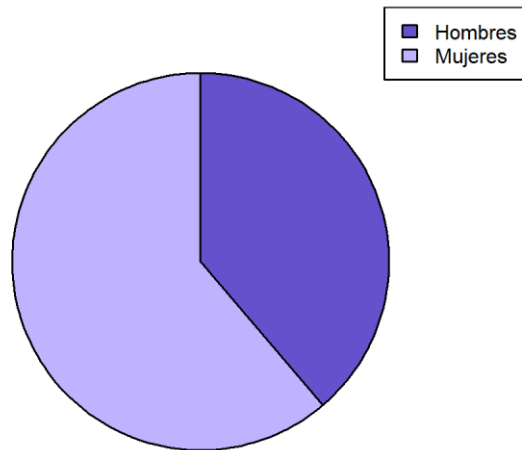
| Sexo | <= 18 | 19 | 20 | 21 | 22 | 23 | 24 | 25 | 26 | 27 | 28 | 29 | 30-34 | 35-39 | >=40 | TOTAL |
|--------------|------------|------------|------------|------------|------------|-----------|-----------|-----------|-----------|-----------|-----------|----------|-----------|----------|----------|-------------|
| Hombres | 68 | 61 | 70 | 74 | 44 | 34 | 18 | 8 | 15 | 5 | 3 | 3 | 9 | 3 | 5 | 420 |
| Mujeres | 83 | 84 | 118 | 133 | 71 | 38 | 16 | 12 | 15 | 11 | 7 | 4 | 17 | 5 | 3 | 617 |
| TOTAL | 151 | 145 | 188 | 207 | 115 | 72 | 34 | 20 | 30 | 16 | 10 | 7 | 26 | 8 | 8 | 1037 |





GRADUADO/A EN BIOQUÍMICA

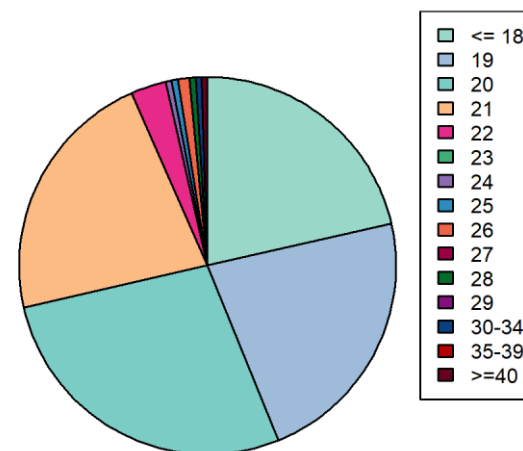
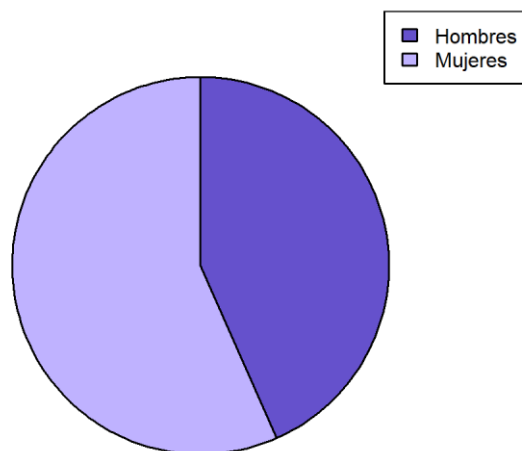
| Sexo | <= 18 | 19 | 20 | 21 | 22 | 23 | 24 | 25 | 26 | 27 | 28 | 29 | 30-34 | 35-39 | >=40 | TOTAL |
|---------|-------|----|----|----|----|----|----|----|----|----|----|----|-------|-------|------|-------|
| Hombres | 20 | 20 | 15 | 21 | 5 | 0 | 1 | 1 | 0 | 0 | 0 | 0 | 0 | 0 | 0 | 83 |
| Mujeres | 32 | 23 | 34 | 28 | 5 | 4 | 2 | 2 | 0 | 1 | 0 | 0 | 0 | 0 | 0 | 131 |
| TOTAL | 52 | 43 | 49 | 49 | 10 | 4 | 3 | 3 | 0 | 1 | 0 | 0 | 0 | 0 | 0 | 214 |





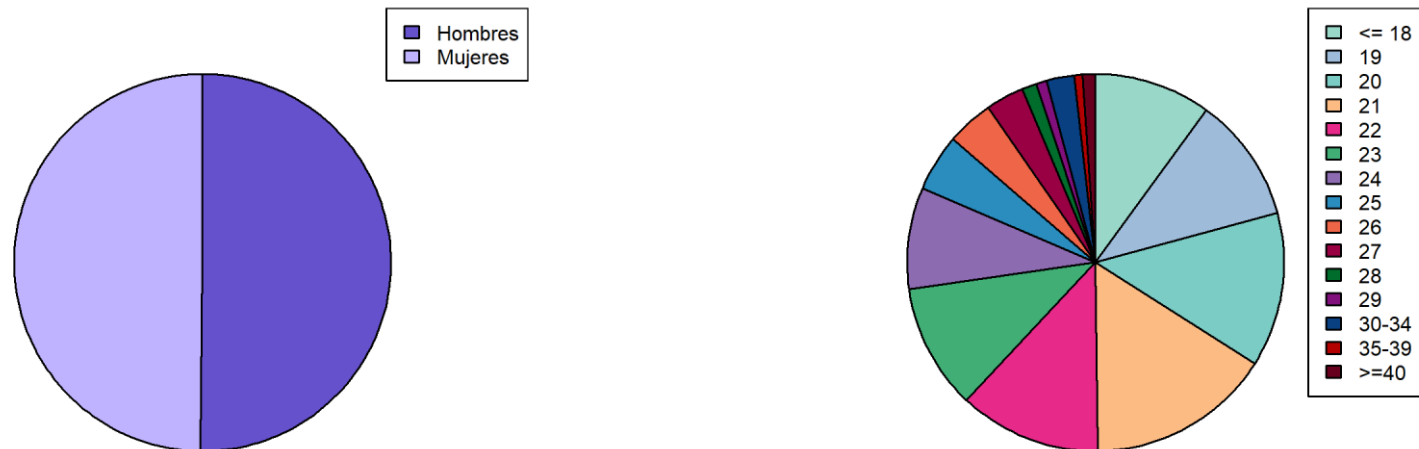
GRADUADO/A EN BIOTECNOLOGÍA

| Sexo | <= 18 | 19 | 20 | 21 | 22 | 23 | 24 | 25 | 26 | 27 | 28 | 29 | 30-34 | 35-39 | >=40 | TOTAL |
|---------|-------|----|----|----|----|----|----|----|----|----|----|----|-------|-------|------|-------|
| Hombres | 25 | 18 | 20 | 20 | 1 | 0 | 0 | 0 | 0 | 0 | 0 | 0 | 1 | 0 | 0 | 85 |
| Mujeres | 17 | 26 | 34 | 23 | 5 | 0 | 1 | 1 | 2 | 0 | 1 | 0 | 0 | 0 | 1 | 111 |
| TOTAL | 42 | 44 | 54 | 43 | 6 | 0 | 1 | 1 | 2 | 0 | 1 | 0 | 1 | 0 | 1 | 196 |



GRADUADO/A EN CIENCIAS AMBIENTALES

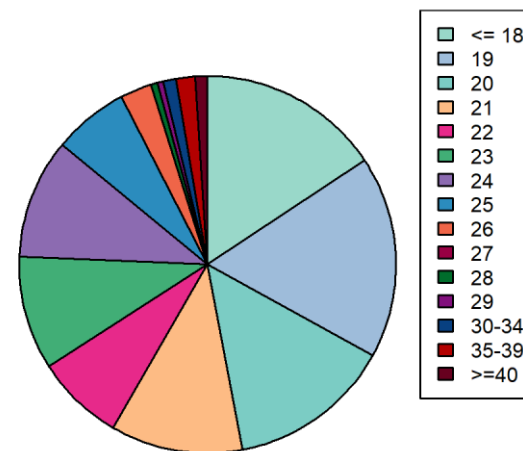
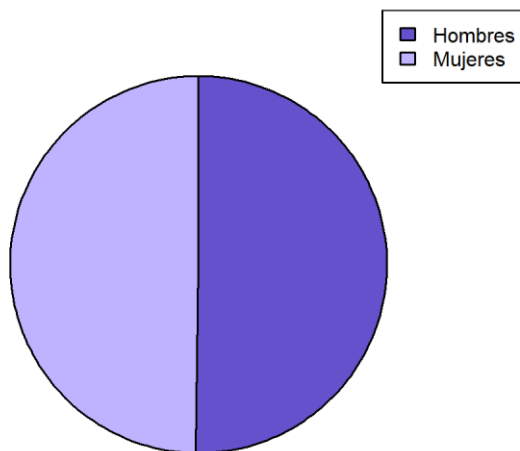
| Sexo | <= 18 | 19 | 20 | 21 | 22 | 23 | 24 | 25 | 26 | 27 | 28 | 29 | 30-34 | 35-39 | >=40 | TOTAL |
|--------------|-------|----|----|----|----|----|----|----|----|----|----|----|-------|-------|------|-------|
| Hombres | 26 | 30 | 28 | 34 | 35 | 32 | 32 | 16 | 12 | 10 | 4 | 4 | 6 | 2 | 5 | 276 |
| Mujeres | 29 | 29 | 45 | 53 | 32 | 27 | 16 | 11 | 10 | 8 | 3 | 1 | 7 | 2 | 1 | 274 |
| TOTAL | 55 | 59 | 73 | 87 | 67 | 59 | 48 | 27 | 22 | 18 | 7 | 5 | 13 | 4 | 6 | 550 |





GRADUADO/A EN ESTADÍSTICA

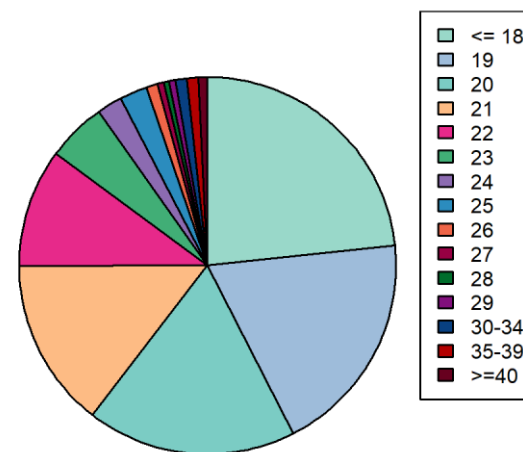
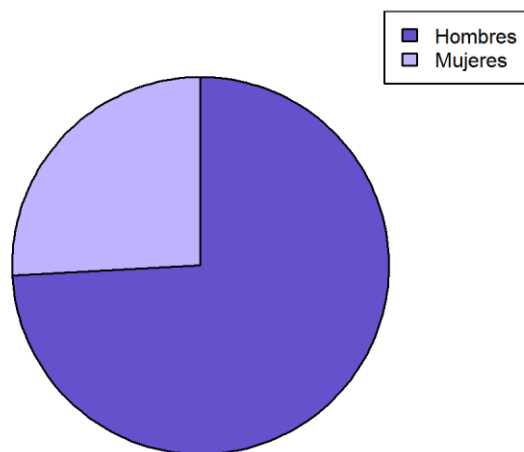
| Sexo | <= 18 | 19 | 20 | 21 | 22 | 23 | 24 | 25 | 26 | 27 | 28 | 29 | 30-34 | 35-39 | >=40 | TOTAL |
|---------|-------|----|----|----|----|----|----|----|----|----|----|----|-------|-------|------|-------|
| Hombres | 10 | 14 | 14 | 14 | 7 | 9 | 9 | 9 | 3 | 0 | 0 | 0 | 1 | 1 | 2 | 93 |
| Mujeres | 19 | 18 | 12 | 7 | 7 | 9 | 10 | 3 | 2 | 0 | 1 | 1 | 1 | 2 | 0 | 92 |
| TOTAL | 29 | 32 | 26 | 21 | 14 | 18 | 19 | 12 | 5 | 0 | 1 | 1 | 2 | 3 | 2 | 185 |





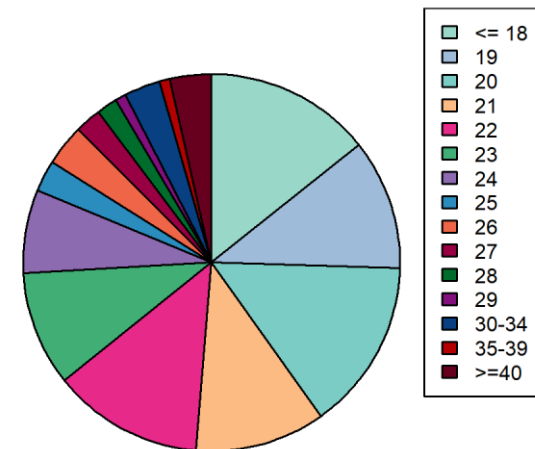
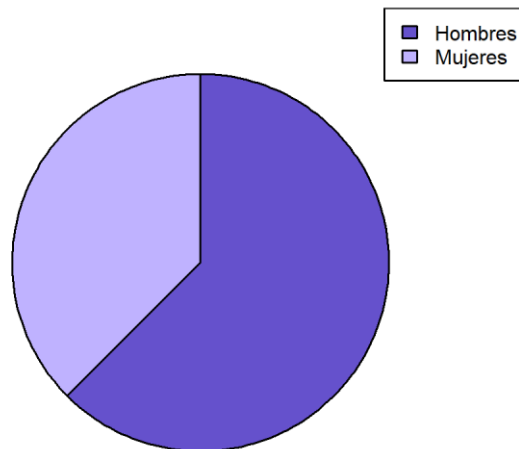
GRADUADO/A EN FÍSICA

| Sexo | <= 18 | 19 | 20 | 21 | 22 | 23 | 24 | 25 | 26 | 27 | 28 | 29 | 30-34 | 35-39 | >=40 | TOTAL |
|---------|-------|----|----|----|----|----|----|----|----|----|----|----|-------|-------|------|-------|
| Hombres | 85 | 78 | 65 | 54 | 41 | 21 | 9 | 8 | 3 | 3 | 1 | 1 | 3 | 3 | 4 | 379 |
| Mujeres | 34 | 20 | 27 | 20 | 11 | 5 | 2 | 4 | 2 | 0 | 1 | 2 | 2 | 2 | 0 | 132 |
| TOTAL | 119 | 98 | 92 | 74 | 52 | 26 | 11 | 12 | 5 | 3 | 2 | 3 | 5 | 5 | 4 | 511 |



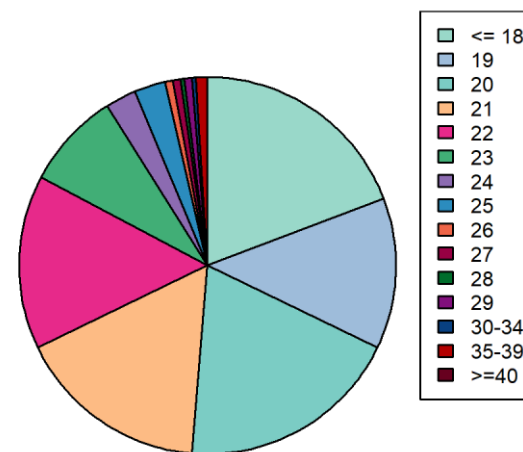
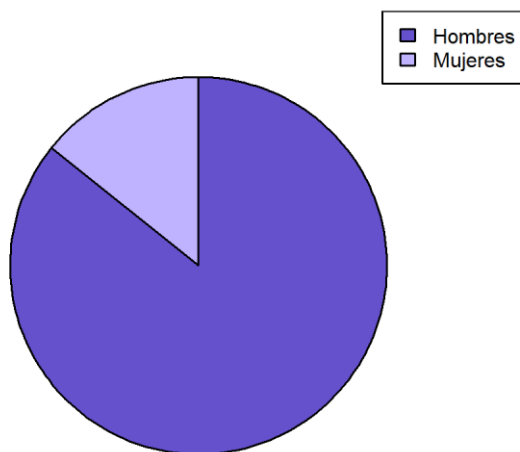
GRADUADO/A EN GEOLOGÍA

| Sexo | <= 18 | 19 | 20 | 21 | 22 | 23 | 24 | 25 | 26 | 27 | 28 | 29 | 30-34 | 35-39 | >=40 | TOTAL |
|--------------|-----------|-----------|-----------|-----------|-----------|-----------|-----------|----------|----------|----------|----------|----------|----------|----------|----------|------------|
| Hombres | 20 | 19 | 21 | 14 | 14 | 14 | 6 | 5 | 4 | 5 | 3 | 1 | 5 | 2 | 7 | 140 |
| Mujeres | 12 | 6 | 12 | 11 | 15 | 8 | 10 | 1 | 4 | 0 | 1 | 1 | 2 | 0 | 1 | 84 |
| TOTAL | 32 | 25 | 33 | 25 | 29 | 22 | 16 | 6 | 8 | 5 | 4 | 2 | 7 | 2 | 8 | 224 |



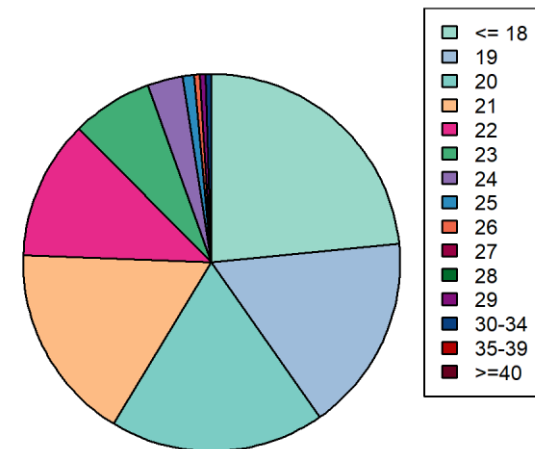
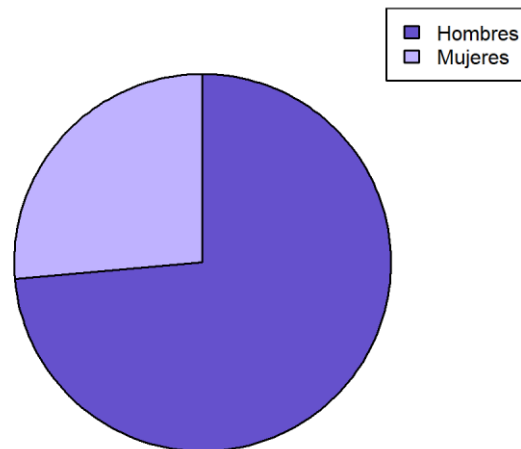
GRADUADO/A EN INGENIERÍA ELECTRÓNICA INDUSTRIAL

| Sexo | <= 18 | 19 | 20 | 21 | 22 | 23 | 24 | 25 | 26 | 27 | 28 | 29 | 30-34 | 35-39 | >=40 | TOTAL |
|----------------|-------|----|----|----|----|----|----|----|----|----|----|----|-------|-------|------|-------|
| Hombres | 54 | 34 | 52 | 39 | 35 | 21 | 7 | 8 | 1 | 2 | 1 | 2 | 0 | 3 | 0 | 259 |
| Mujeres | 4 | 5 | 6 | 11 | 10 | 4 | 1 | 0 | 1 | 0 | 0 | 0 | 1 | 0 | 0 | 43 |
| TOTAL | 58 | 39 | 58 | 50 | 45 | 25 | 8 | 8 | 2 | 2 | 1 | 2 | 1 | 3 | 0 | 302 |



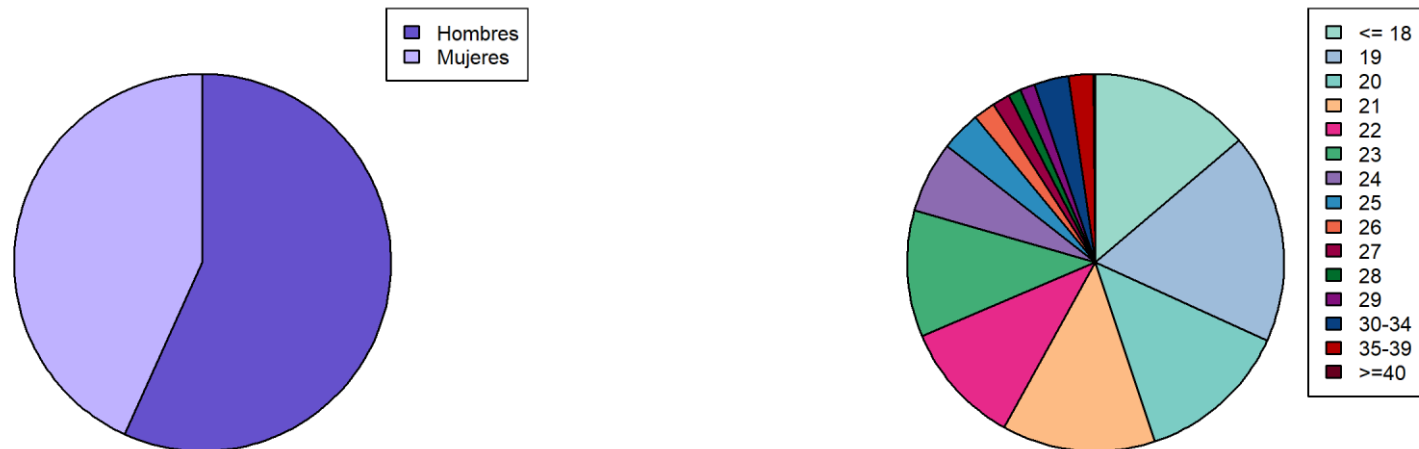
GRADUADO/A EN INGENIERÍA INFORMÁTICA Y MATEMÁTICAS

| Sexo | <= 18 | 19 | 20 | 21 | 22 | 23 | 24 | 25 | 26 | 27 | 28 | 29 | 30-34 | 35-39 | >=40 | TOTAL |
|----------------|-------|----|----|----|----|----|----|----|----|----|----|----|-------|-------|------|-------|
| Hombres | 33 | 24 | 29 | 29 | 15 | 11 | 4 | 0 | 1 | 0 | 0 | 1 | 1 | 0 | 0 | 148 |
| Mujeres | 14 | 10 | 8 | 5 | 9 | 3 | 2 | 2 | 0 | 0 | 0 | 0 | 0 | 0 | 0 | 53 |
| TOTAL | 47 | 34 | 37 | 34 | 24 | 14 | 6 | 2 | 1 | 0 | 0 | 1 | 1 | 0 | 0 | 201 |




GRADUADO/A EN INGENIERÍA QUÍMICA

| Sexo | <= 18 | 19 | 20 | 21 | 22 | 23 | 24 | 25 | 26 | 27 | 28 | 29 | 30-34 | 35-39 | >=40 | TOTAL |
|--------------|-------|----|----|----|----|----|----|----|----|----|----|----|-------|-------|------|-------|
| Hombres | 40 | 46 | 38 | 37 | 21 | 28 | 19 | 9 | 6 | 2 | 3 | 4 | 7 | 8 | 0 | 268 |
| Mujeres | 25 | 39 | 24 | 25 | 29 | 23 | 10 | 7 | 3 | 5 | 2 | 2 | 7 | 2 | 1 | 204 |
| TOTAL | 65 | 85 | 62 | 62 | 50 | 51 | 29 | 16 | 9 | 7 | 5 | 6 | 14 | 10 | 1 | 472 |



GRADUADO/A EN MATEMÁTICAS

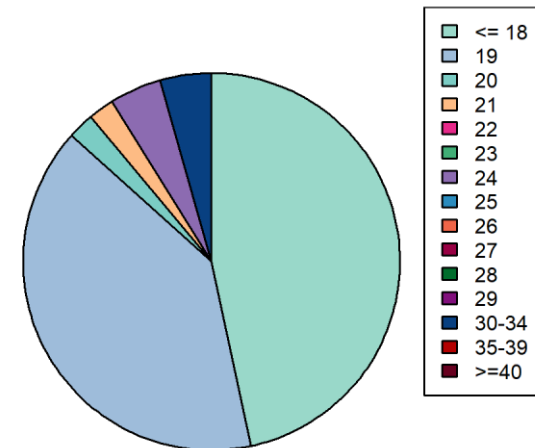
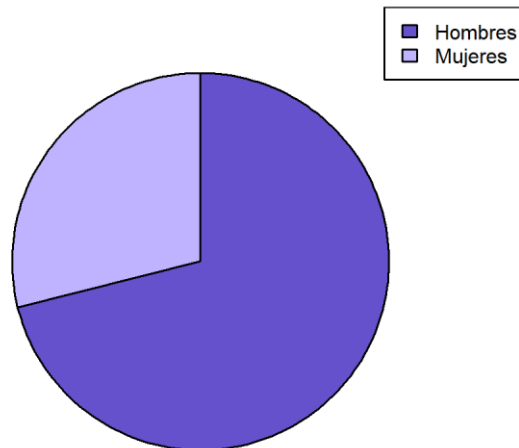
| Sexo | <= 18 | 19 | 20 | 21 | 22 | 23 | 24 | 25 | 26 | 27 | 28 | 29 | 30-34 | 35-39 | >=40 | TOTAL |
|----------------|-------|----|----|----|----|----|----|----|----|----|----|----|-------|-------|------|-------|
| Hombres | 41 | 36 | 31 | 30 | 31 | 11 | 9 | 3 | 2 | 2 | 2 | 0 | 3 | 3 | 2 | 206 |
| Mujeres | 42 | 36 | 37 | 31 | 28 | 9 | 9 | 2 | 0 | 0 | 2 | 0 | 0 | 2 | 0 | 198 |
| TOTAL | 83 | 72 | 68 | 61 | 59 | 20 | 18 | 5 | 2 | 2 | 4 | 0 | 3 | 5 | 2 | 404 |





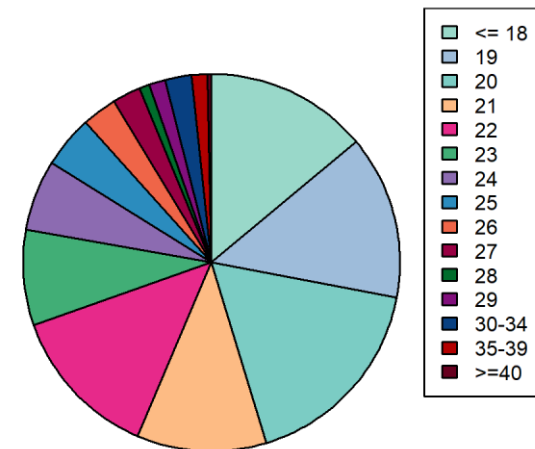
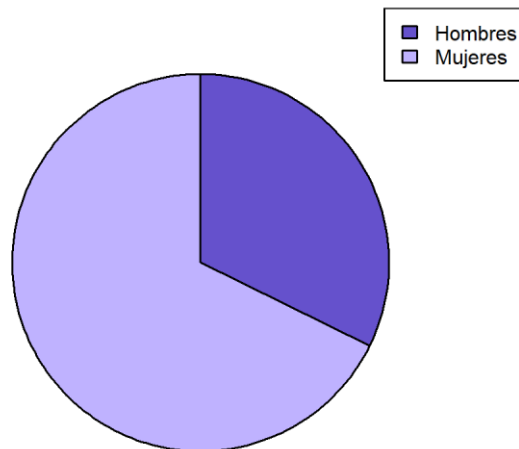
GRADUADO/A EN MATEMÁTICAS Y FÍSICA

| Sexo | <= 18 | 19 | 20 | 21 | 22 | 23 | 24 | 25 | 26 | 27 | 28 | 29 | 30-34 | 35-39 | >=40 | TOTAL |
|---------|-------|----|----|----|----|----|----|----|----|----|----|----|-------|-------|------|-------|
| Hombres | 12 | 15 | 1 | 1 | 0 | 0 | 2 | 0 | 0 | 0 | 0 | 0 | 1 | 0 | 0 | 32 |
| Mujeres | 9 | 3 | 0 | 0 | 0 | 0 | 0 | 0 | 0 | 0 | 0 | 0 | 1 | 0 | 0 | 13 |
| TOTAL | 21 | 18 | 1 | 1 | 0 | 0 | 2 | 0 | 0 | 0 | 0 | 0 | 2 | 0 | 0 | 45 |



GRADUADO/A EN ÓPTICA Y OPTOMETRÍA

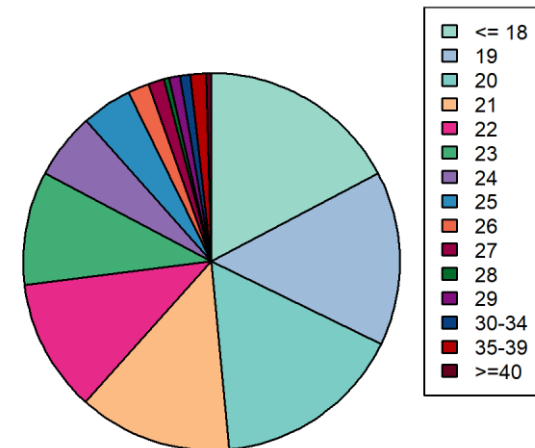
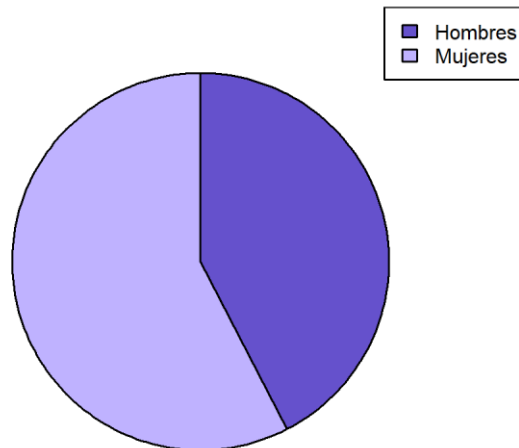
| Sexo | <= 18 | 19 | 20 | 21 | 22 | 23 | 24 | 25 | 26 | 27 | 28 | 29 | 30-34 | 35-39 | >=40 | TOTAL |
|----------------|-------|----|-----|----|----|----|----|----|----|----|----|----|-------|-------|------|-------|
| Hombres | 23 | 21 | 32 | 22 | 21 | 17 | 14 | 7 | 3 | 5 | 1 | 3 | 12 | 4 | 1 | 186 |
| Mujeres | 57 | 60 | 68 | 42 | 55 | 30 | 21 | 19 | 14 | 9 | 4 | 5 | 1 | 4 | 1 | 390 |
| TOTAL | 80 | 81 | 100 | 64 | 76 | 47 | 35 | 26 | 17 | 14 | 5 | 8 | 13 | 8 | 2 | 576 |





GRADUADO/A EN QUÍMICA

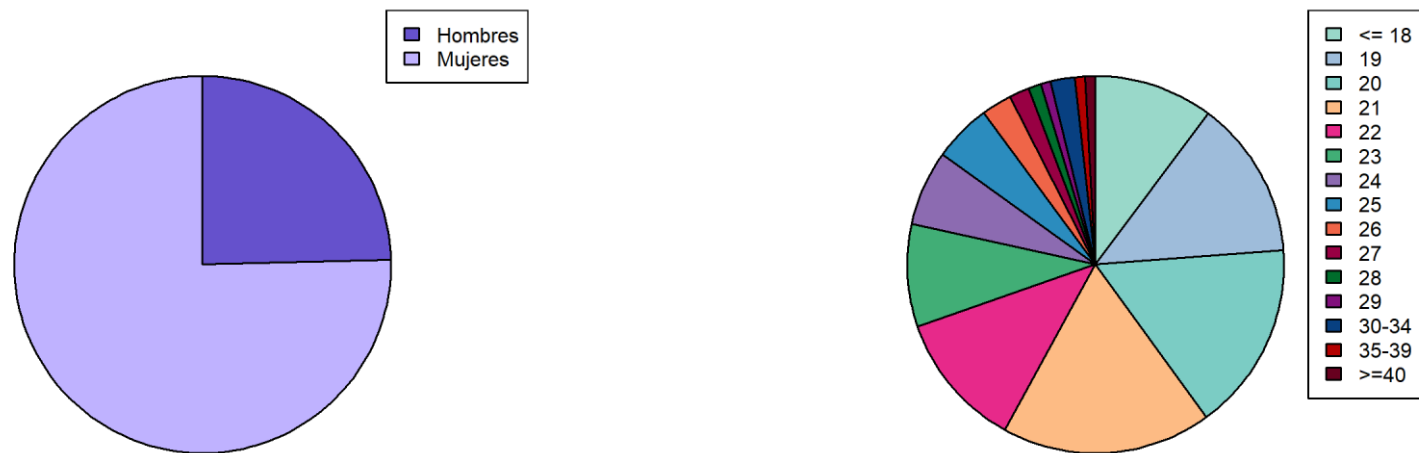
| Sexo | <= 18 | 19 | 20 | 21 | 22 | 23 | 24 | 25 | 26 | 27 | 28 | 29 | 30-34 | 35-39 | >=40 | TOTAL |
|---------|-------|----|----|----|----|----|----|----|----|----|----|----|-------|-------|------|-------|
| Hombres | 29 | 25 | 26 | 26 | 25 | 21 | 13 | 9 | 5 | 0 | 1 | 1 | 2 | 2 | 2 | 187 |
| Mujeres | 47 | 41 | 46 | 32 | 25 | 22 | 12 | 10 | 3 | 6 | 1 | 3 | 2 | 4 | 0 | 254 |
| TOTAL | 76 | 66 | 72 | 58 | 50 | 43 | 25 | 19 | 8 | 6 | 2 | 4 | 4 | 6 | 2 | 441 |





FACULTAD DE CIENCIAS DE LA EDUCACIÓN

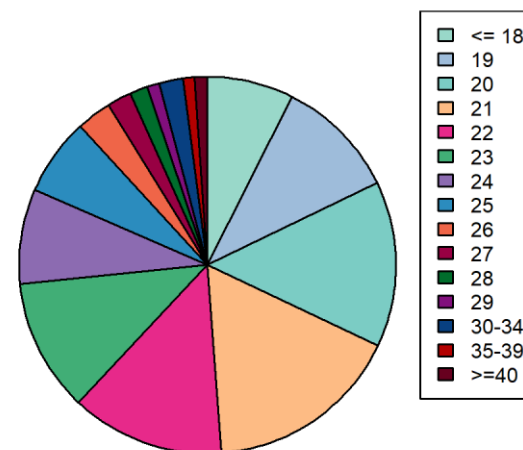
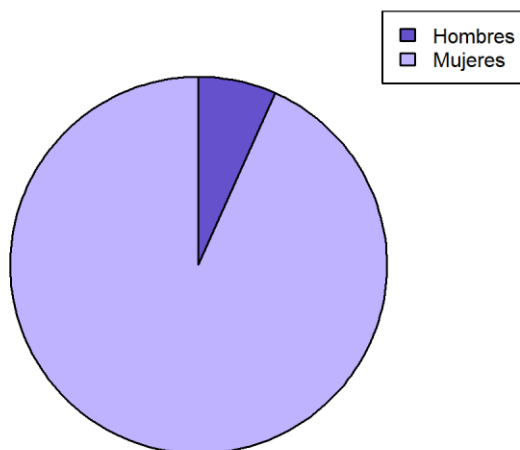
| Sexo | <= 18 | 19 | 20 | 21 | 22 | 23 | 24 | 25 | 26 | 27 | 28 | 29 | 30-34 | 35-39 | >=40 | TOTAL |
|--------------|------------|------------|------------|------------|------------|------------|------------|------------|------------|-----------|-----------|-----------|------------|-----------|-----------|-------------|
| Hombres | 105 | 125 | 177 | 187 | 154 | 122 | 106 | 68 | 46 | 27 | 21 | 14 | 34 | 20 | 12 | 1218 |
| Mujeres | 401 | 547 | 625 | 703 | 425 | 315 | 214 | 176 | 82 | 58 | 35 | 27 | 70 | 24 | 31 | 3733 |
| TOTAL | 506 | 672 | 802 | 890 | 579 | 437 | 320 | 244 | 128 | 85 | 56 | 41 | 104 | 44 | 43 | 4951 |





GRADUADO/A EN EDUCACIÓN INFANTIL

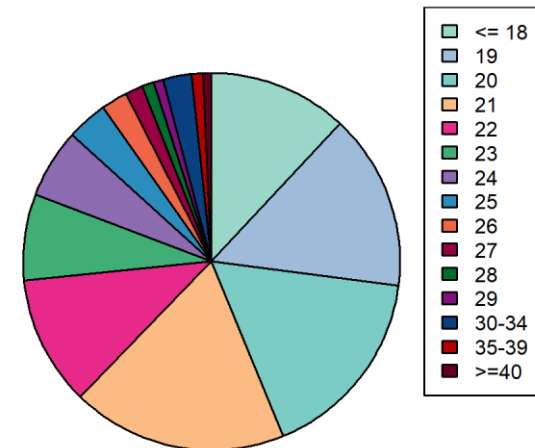
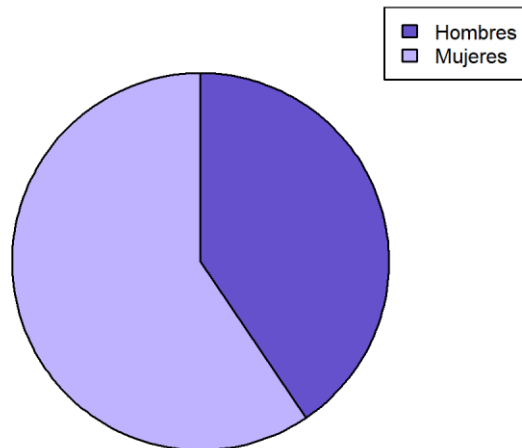
| Sexo | <= 18 | 19 | 20 | 21 | 22 | 23 | 24 | 25 | 26 | 27 | 28 | 29 | 30-34 | 35-39 | >=40 | TOTAL |
|--------------|------------|------------|------------|------------|------------|------------|------------|-----------|-----------|-----------|-----------|-----------|-----------|-----------|-----------|-------------|
| Hombres | 4 | 5 | 11 | 15 | 19 | 9 | 11 | 8 | 0 | 1 | 2 | 1 | 1 | 2 | 1 | 90 |
| Mujeres | 96 | 135 | 181 | 212 | 159 | 145 | 99 | 82 | 40 | 27 | 19 | 13 | 27 | 11 | 14 | 1260 |
| TOTAL | 100 | 140 | 192 | 227 | 178 | 154 | 110 | 90 | 40 | 28 | 21 | 14 | 28 | 13 | 15 | 1350 |





GRADUADO/A EN EDUCACIÓN PRIMARIA

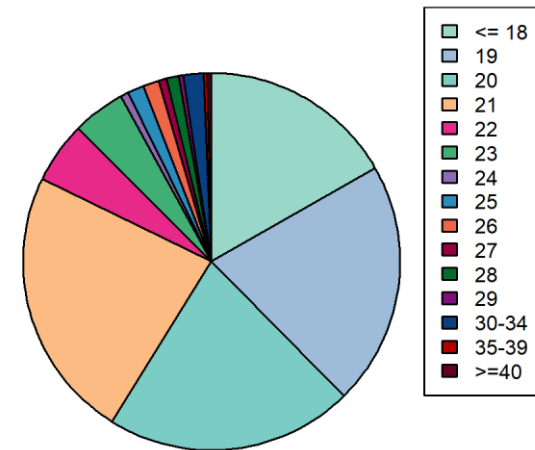
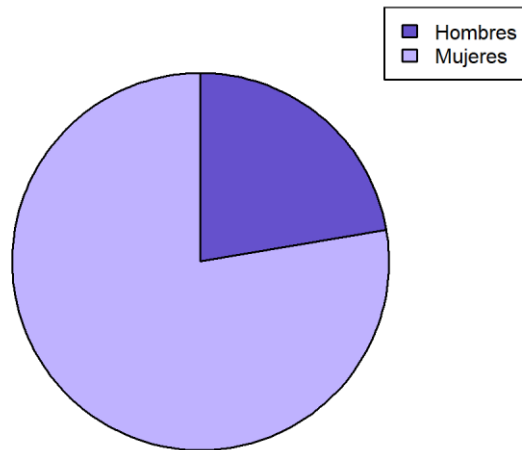
| Sexo | <= 18 | 19 | 20 | 21 | 22 | 23 | 24 | 25 | 26 | 27 | 28 | 29 | 30-34 | 35-39 | >=40 | TOTAL |
|----------------|-------|-----|-----|-----|-----|-----|-----|----|----|----|----|----|-------|-------|------|-------|
| Hombres | 84 | 95 | 120 | 134 | 112 | 86 | 75 | 42 | 33 | 20 | 13 | 9 | 26 | 14 | 7 | 870 |
| Mujeres | 172 | 230 | 240 | 262 | 127 | 73 | 52 | 33 | 16 | 12 | 9 | 9 | 26 | 7 | 9 | 1277 |
| TOTAL | 256 | 325 | 360 | 396 | 239 | 159 | 127 | 75 | 49 | 32 | 22 | 18 | 52 | 21 | 16 | 2147 |





GRADUADO/A EN EDUCACIÓN PRIMARIA (BILINGÜE)


| Sexo | <= 18 | 19 | 20 | 21 | 22 | 23 | 24 | 25 | 26 | 27 | 28 | 29 | 30-34 | 35-39 | >=40 | TOTAL |
|--------------|-----------|-----------|-----------|-----------|-----------|-----------|----------|----------|----------|----------|----------|----------|----------|----------|----------|------------|
| Hombres | 8 | 9 | 17 | 9 | 5 | 3 | 1 | 2 | 2 | 2 | 2 | 1 | 2 | 0 | 1 | 64 |
| Mujeres | 40 | 51 | 44 | 58 | 10 | 10 | 1 | 2 | 2 | 0 | 1 | 0 | 3 | 1 | 0 | 223 |
| TOTAL | 48 | 60 | 61 | 67 | 15 | 13 | 2 | 4 | 4 | 2 | 3 | 1 | 5 | 1 | 1 | 287 |





GRADUADO/A EN EDUCACIÓN PRIMARIA Y ESTUDIOS FRANCESES

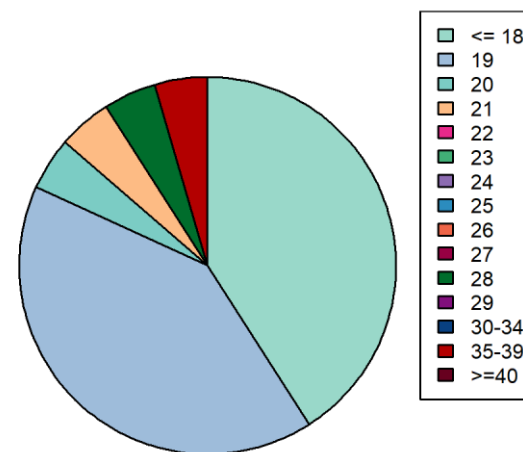
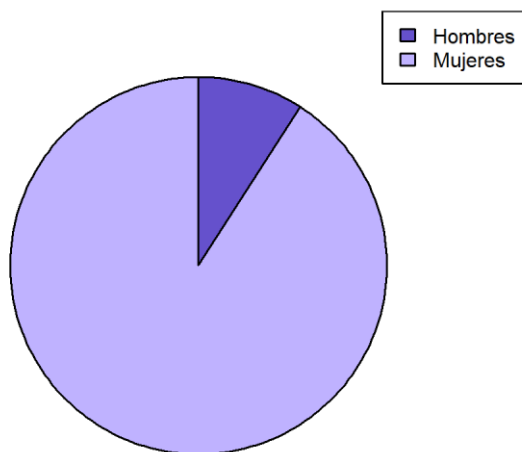
| Sexo | <= 18 | 19 | 20 | 21 | 22 | 23 | 24 | 25 | 26 | 27 | 28 | 29 | 30-34 | 35-39 | >=40 | TOTAL |
|---------|-------|----|----|----|----|----|----|----|----|----|----|----|-------|-------|------|-------|
| Hombres | 0 | 0 | 0 | 0 | 0 | 0 | 0 | 0 | 0 | 0 | 0 | 0 | 0 | 0 | 0 | 0 |
| Mujeres | 7 | 9 | 0 | 0 | 0 | 0 | 0 | 0 | 0 | 0 | 0 | 0 | 1 | 0 | 1 | 18 |
| TOTAL | 7 | 9 | 0 | 0 | 0 | 0 | 0 | 0 | 0 | 0 | 0 | 0 | 1 | 0 | 1 | 18 |





GRADUADO/A EN EDUCACIÓN PRIMARIA Y ESTUDIOS INGLESES

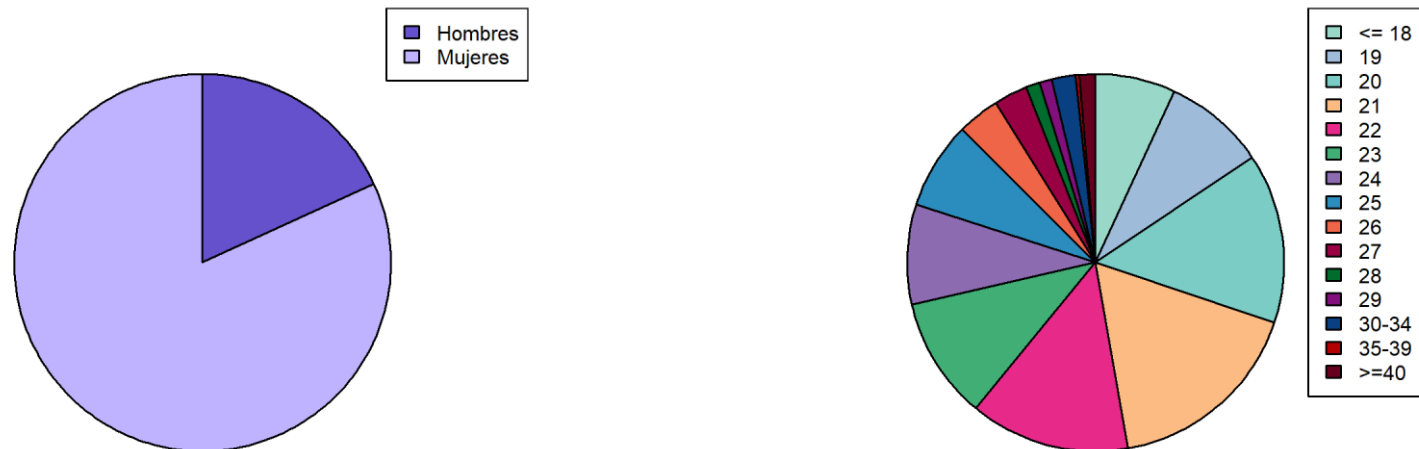
| Sexo | <= 18 | 19 | 20 | 21 | 22 | 23 | 24 | 25 | 26 | 27 | 28 | 29 | 30-34 | 35-39 | >=40 | TOTAL |
|---------|-------|----|----|----|----|----|----|----|----|----|----|----|-------|-------|------|-------|
| Hombres | 2 | 0 | 0 | 0 | 0 | 0 | 0 | 0 | 0 | 0 | 0 | 0 | 0 | 0 | 0 | 2 |
| Mujeres | 7 | 9 | 1 | 1 | 0 | 0 | 0 | 0 | 0 | 0 | 1 | 0 | 0 | 1 | 0 | 20 |
| TOTAL | 9 | 9 | 1 | 1 | 0 | 0 | 0 | 0 | 0 | 0 | 1 | 0 | 0 | 1 | 0 | 22 |





GRADUADO/A EN EDUCACIÓN SOCIAL

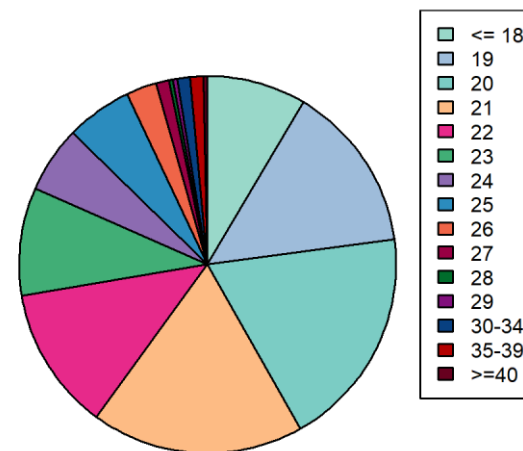
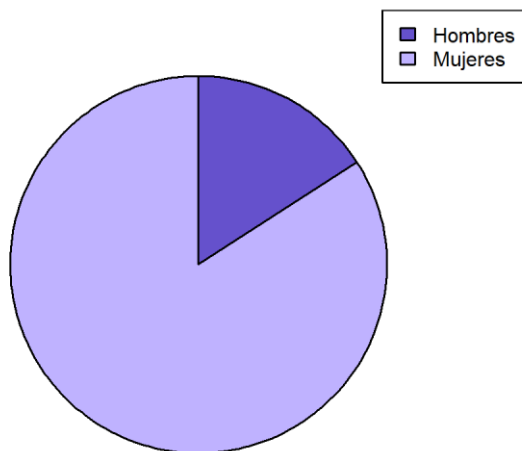
| Sexo | <= 18 | 19 | 20 | 21 | 22 | 23 | 24 | 25 | 26 | 27 | 28 | 29 | 30-34 | 35-39 | >=40 | TOTAL |
|--------------|-----------|-----------|-----------|------------|-----------|-----------|-----------|-----------|-----------|-----------|----------|----------|-----------|----------|----------|------------|
| Hombres | 5 | 5 | 14 | 15 | 8 | 15 | 13 | 9 | 7 | 3 | 4 | 2 | 2 | 1 | 3 | 106 |
| Mujeres | 35 | 46 | 71 | 85 | 72 | 46 | 37 | 35 | 14 | 14 | 3 | 4 | 10 | 1 | 5 | 478 |
| TOTAL | 40 | 51 | 85 | 100 | 80 | 61 | 50 | 44 | 21 | 17 | 7 | 6 | 12 | 2 | 8 | 584 |





GRADUADO/A EN PEDAGOGÍA

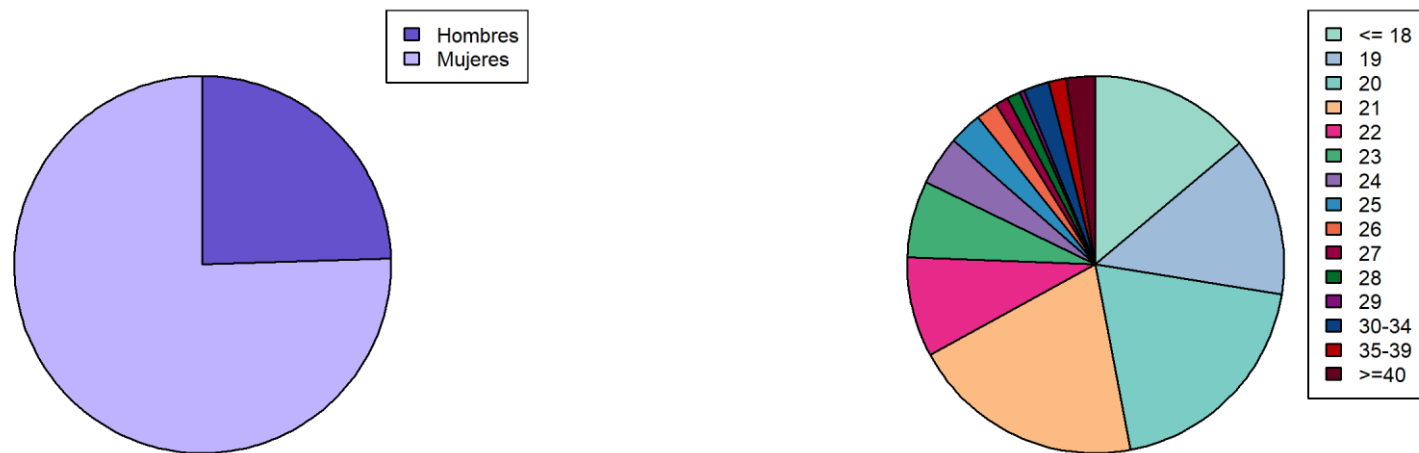
| Sexo | <= 18 | 19 | 20 | 21 | 22 | 23 | 24 | 25 | 26 | 27 | 28 | 29 | 30-34 | 35-39 | >=40 | TOTAL |
|---------|-------|----|-----|----|----|----|----|----|----|----|----|----|-------|-------|------|-------|
| Hombres | 2 | 11 | 15 | 14 | 10 | 9 | 6 | 7 | 4 | 1 | 0 | 1 | 3 | 3 | 0 | 86 |
| Mujeres | 44 | 67 | 88 | 85 | 57 | 41 | 25 | 24 | 10 | 5 | 2 | 1 | 3 | 3 | 2 | 457 |
| TOTAL | 46 | 78 | 103 | 99 | 67 | 50 | 31 | 31 | 14 | 6 | 2 | 2 | 6 | 6 | 2 | 543 |





FACULTAD DE CIENCIAS DE LA SALUD

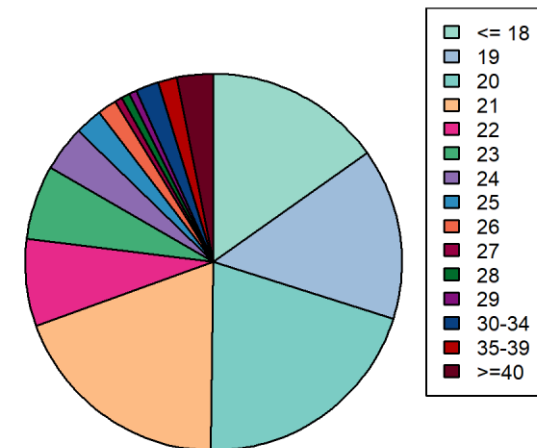
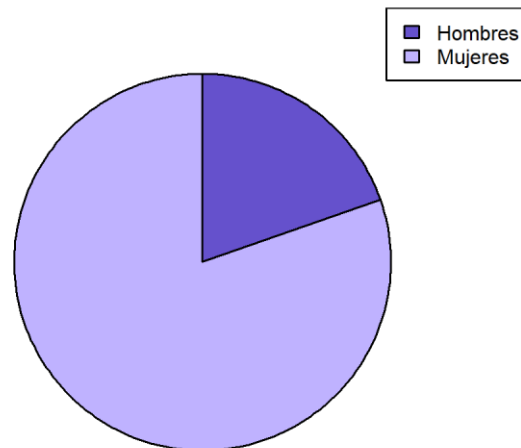
| Sexo | <= 18 | 19 | 20 | 21 | 22 | 23 | 24 | 25 | 26 | 27 | 28 | 29 | 30-34 | 35-39 | >=40 | TOTAL |
|--------------|------------|------------|------------|------------|------------|-----------|-----------|-----------|-----------|-----------|-----------|----------|-----------|-----------|-----------|-------------|
| Hombres | 45 | 40 | 56 | 59 | 22 | 19 | 22 | 15 | 5 | 8 | 6 | 5 | 13 | 4 | 9 | 328 |
| Mujeres | 141 | 143 | 206 | 209 | 93 | 69 | 35 | 23 | 20 | 7 | 9 | 1 | 16 | 16 | 25 | 1013 |
| TOTAL | 186 | 183 | 262 | 268 | 115 | 88 | 57 | 38 | 25 | 15 | 15 | 6 | 29 | 20 | 34 | 1341 |





GRADUADO/A EN ENFERMERÍA

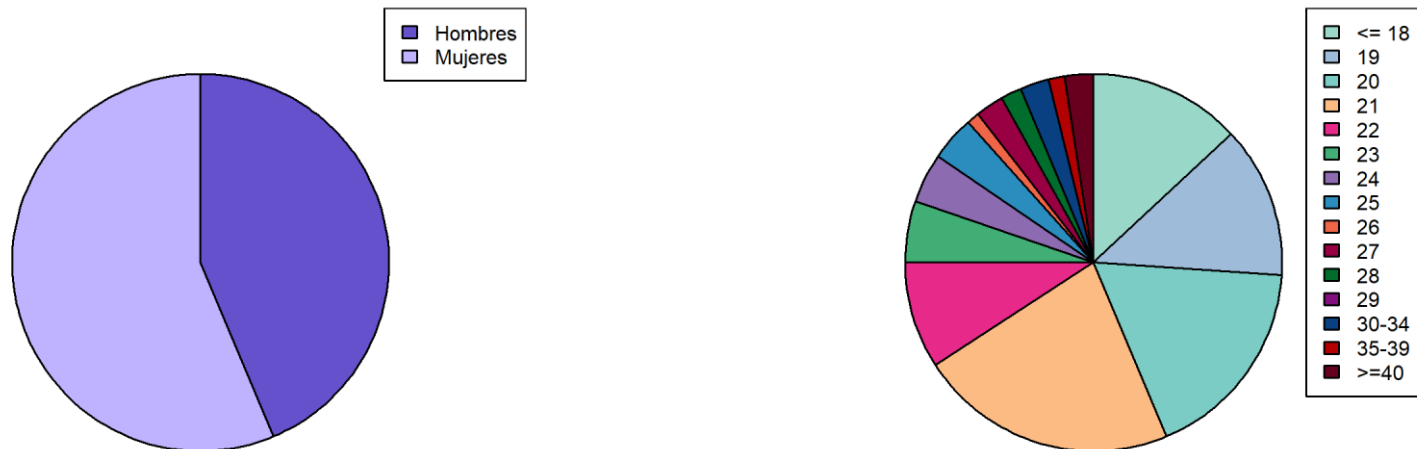
| Sexo | <= 18 | 19 | 20 | 21 | 22 | 23 | 24 | 25 | 26 | 27 | 28 | 29 | 30-34 | 35-39 | >=40 | TOTAL |
|--------------|------------|------------|------------|------------|-----------|-----------|-----------|-----------|-----------|----------|----------|----------|-----------|-----------|-----------|------------|
| Hombres | 28 | 20 | 33 | 23 | 7 | 9 | 9 | 8 | 3 | 0 | 1 | 4 | 4 | 2 | 6 | 157 |
| Mujeres | 93 | 98 | 130 | 131 | 53 | 42 | 22 | 11 | 10 | 5 | 5 | 1 | 12 | 11 | 19 | 643 |
| TOTAL | 121 | 118 | 163 | 154 | 60 | 51 | 31 | 19 | 13 | 5 | 6 | 5 | 16 | 13 | 25 | 800 |





GRADUADO/A EN FISIOTERAPIA

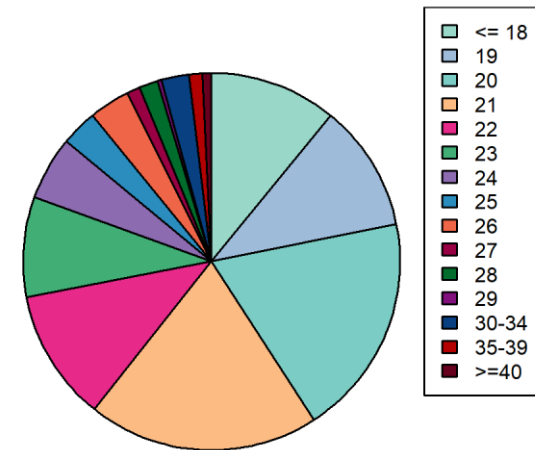
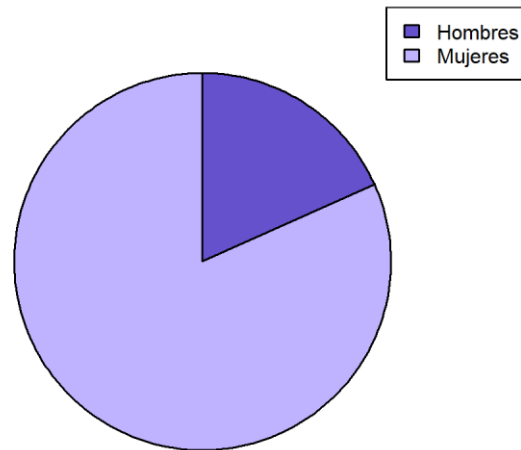
| Sexo | <= 18 | 19 | 20 | 21 | 22 | 23 | 24 | 25 | 26 | 27 | 28 | 29 | 30-34 | 35-39 | >=40 | TOTAL |
|--------------|-----------|-----------|-----------|-----------|-----------|-----------|-----------|-----------|----------|----------|----------|----------|----------|----------|----------|------------|
| Hombres | 15 | 18 | 19 | 23 | 10 | 4 | 7 | 6 | 1 | 6 | 4 | 0 | 7 | 1 | 3 | 124 |
| Mujeres | 22 | 19 | 31 | 40 | 16 | 11 | 5 | 5 | 2 | 1 | 1 | 0 | 0 | 3 | 4 | 160 |
| TOTAL | 37 | 37 | 50 | 63 | 26 | 15 | 12 | 11 | 3 | 7 | 5 | 0 | 7 | 4 | 7 | 284 |





GRADUADO/A EN TERAPIA OCUPACIONAL

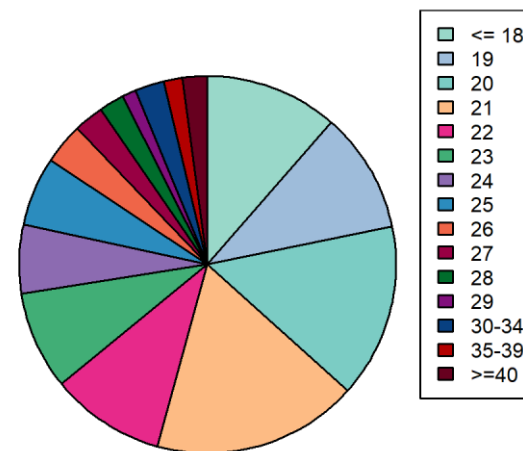
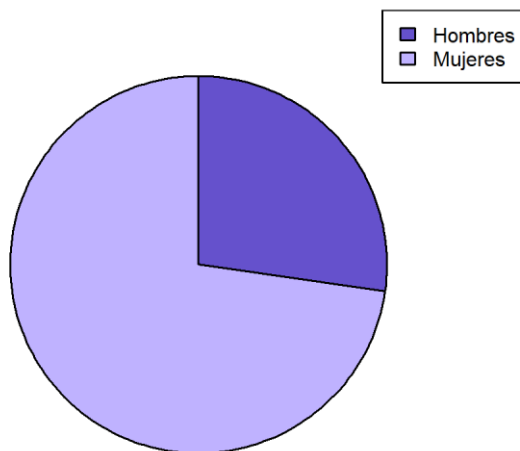
| Sexo | <= 18 | 19 | 20 | 21 | 22 | 23 | 24 | 25 | 26 | 27 | 28 | 29 | 30-34 | 35-39 | >=40 | TOTAL |
|---------|-------|----|----|----|----|----|----|----|----|----|----|----|-------|-------|------|-------|
| Hombres | 2 | 2 | 4 | 13 | 5 | 6 | 6 | 1 | 1 | 2 | 1 | 1 | 2 | 1 | 0 | 47 |
| Mujeres | 26 | 26 | 45 | 38 | 24 | 16 | 8 | 7 | 8 | 1 | 3 | 0 | 4 | 2 | 2 | 210 |
| TOTAL | 28 | 28 | 49 | 51 | 29 | 22 | 14 | 8 | 9 | 3 | 4 | 1 | 6 | 3 | 2 | 257 |



FACULTAD DE CIENCIAS DE LA SALUD DE CEUTA

GRADUADO/A EN ENFERMERÍA (CEUTA)

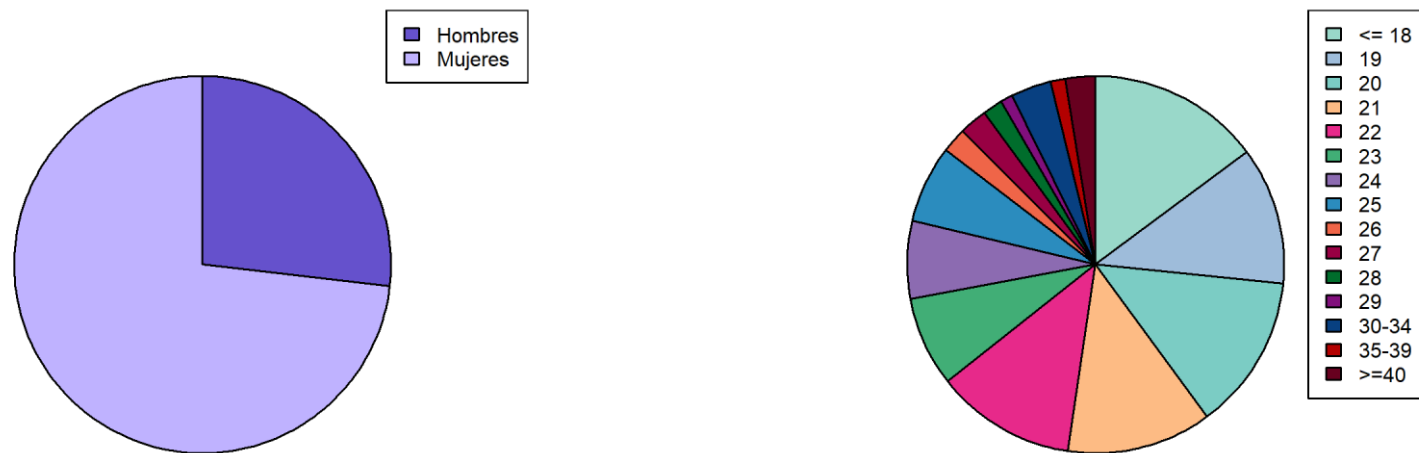
| Sexo | <= 18 | 19 | 20 | 21 | 22 | 23 | 24 | 25 | 26 | 27 | 28 | 29 | 30-34 | 35-39 | >=40 | TOTAL |
|--------------|-----------|-----------|-----------|-----------|-----------|-----------|-----------|-----------|-----------|-----------|-----------|----------|-----------|----------|-----------|------------|
| Hombres | 13 | 13 | 20 | 17 | 10 | 16 | 8 | 10 | 7 | 5 | 2 | 3 | 7 | 4 | 4 | 139 |
| Mujeres | 45 | 40 | 56 | 73 | 40 | 27 | 22 | 20 | 11 | 8 | 9 | 3 | 6 | 4 | 7 | 371 |
| TOTAL | 58 | 53 | 76 | 90 | 50 | 43 | 30 | 30 | 18 | 13 | 11 | 6 | 13 | 8 | 11 | 510 |





FACULTAD DE CIENCIAS DE LA SALUD DE MELILLA

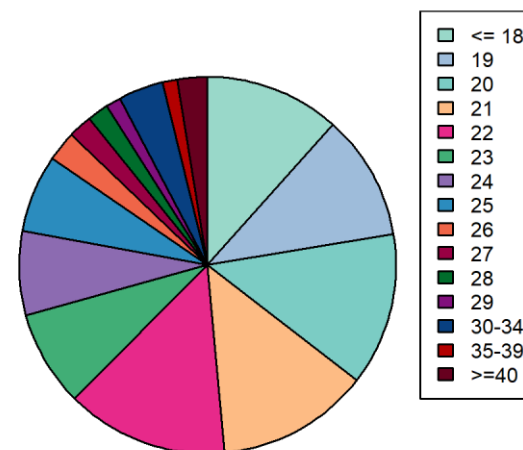
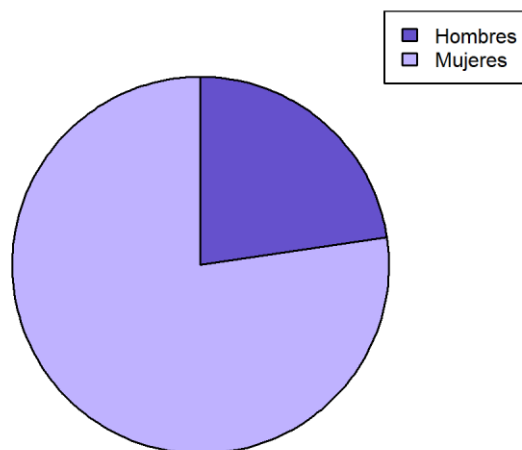
| Sexo | <= 18 | 19 | 20 | 21 | 22 | 23 | 24 | 25 | 26 | 27 | 28 | 29 | 30-34 | 35-39 | >=40 | TOTAL |
|--------------|-----------|-----------|-----------|-----------|-----------|-----------|-----------|-----------|-----------|-----------|----------|----------|-----------|----------|-----------|------------|
| Hombres | 14 | 15 | 20 | 13 | 14 | 7 | 15 | 8 | 2 | 5 | 0 | 1 | 5 | 2 | 4 | 125 |
| Mujeres | 55 | 40 | 42 | 45 | 42 | 29 | 16 | 23 | 8 | 6 | 8 | 4 | 11 | 4 | 8 | 341 |
| TOTAL | 69 | 55 | 62 | 58 | 56 | 36 | 31 | 31 | 10 | 11 | 8 | 5 | 16 | 6 | 12 | 466 |





GRADUADO/A EN ENFERMERÍA (MELILLA)

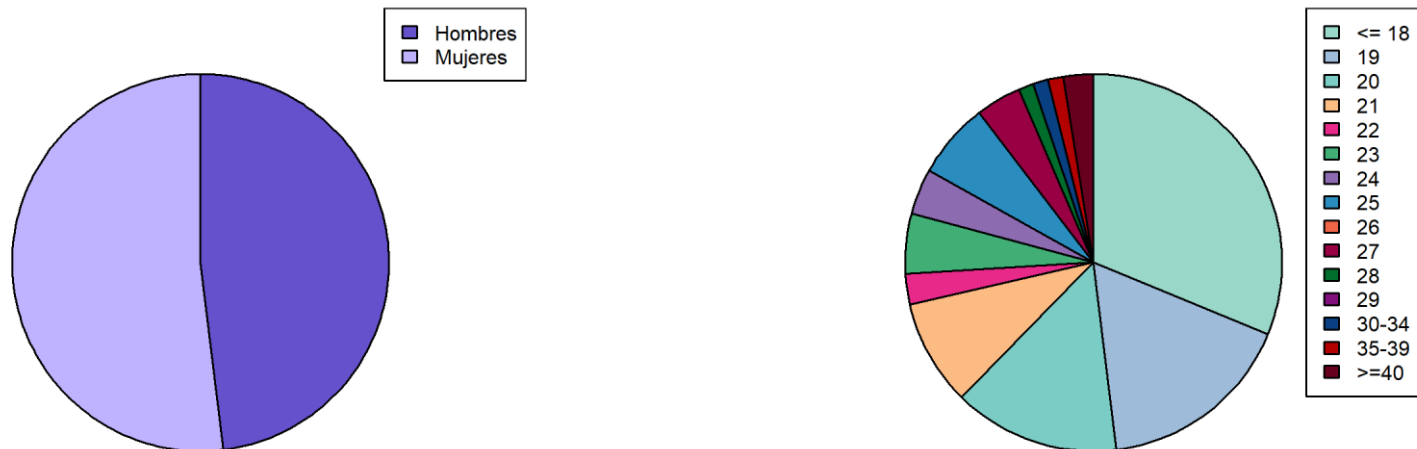
| Sexo | <= 18 | 19 | 20 | 21 | 22 | 23 | 24 | 25 | 26 | 27 | 28 | 29 | 30-34 | 35-39 | >=40 | TOTAL |
|----------------|-------|----|----|----|----|----|----|----|----|----|----|----|-------|-------|------|-------|
| Hombres | 6 | 9 | 13 | 10 | 13 | 5 | 12 | 5 | 2 | 3 | 0 | 1 | 4 | 2 | 3 | 88 |
| Mujeres | 39 | 33 | 38 | 41 | 41 | 27 | 16 | 21 | 8 | 5 | 7 | 4 | 11 | 3 | 7 | 301 |
| TOTAL | 45 | 42 | 51 | 51 | 54 | 32 | 28 | 26 | 10 | 8 | 7 | 5 | 15 | 5 | 10 | 389 |





GRADUADO/A EN FISIOTERAPIA (MELILLA)

| Sexo | <= 18 | 19 | 20 | 21 | 22 | 23 | 24 | 25 | 26 | 27 | 28 | 29 | 30-34 | 35-39 | >=40 | TOTAL |
|---------|-------|----|----|----|----|----|----|----|----|----|----|----|-------|-------|------|-------|
| Hombres | 8 | 6 | 7 | 3 | 1 | 2 | 3 | 3 | 0 | 2 | 0 | 0 | 1 | 0 | 1 | 37 |
| Mujeres | 16 | 7 | 4 | 4 | 1 | 2 | 0 | 2 | 0 | 1 | 1 | 0 | 0 | 1 | 1 | 40 |
| TOTAL | 24 | 13 | 11 | 7 | 2 | 4 | 3 | 5 | 0 | 3 | 1 | 0 | 1 | 1 | 2 | 77 |

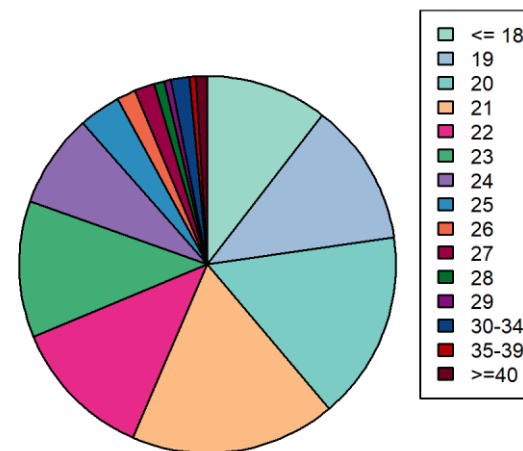
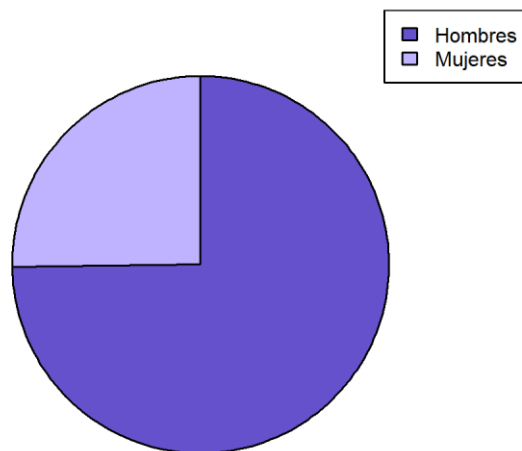




FACULTAD DE CIENCIAS DEL DEPORTE

GRADUADO/A EN CIENCIAS DE LA ACTIVIDAD FÍSICA Y DEL DEPORTE

| Sexo | <= 18 | 19 | 20 | 21 | 22 | 23 | 24 | 25 | 26 | 27 | 28 | 29 | 30-34 | 35-39 | >=40 | TOTAL |
|--------------|-----------|------------|------------|------------|------------|------------|-----------|-----------|-----------|-----------|----------|----------|-----------|----------|----------|------------|
| Hombres | 68 | 80 | 104 | 108 | 83 | 90 | 62 | 28 | 15 | 13 | 7 | 5 | 15 | 4 | 7 | 689 |
| Mujeres | 28 | 33 | 45 | 54 | 30 | 18 | 12 | 5 | 0 | 3 | 1 | 0 | 0 | 1 | 2 | 232 |
| TOTAL | 96 | 113 | 149 | 162 | 113 | 108 | 74 | 33 | 15 | 16 | 8 | 5 | 15 | 5 | 9 | 921 |

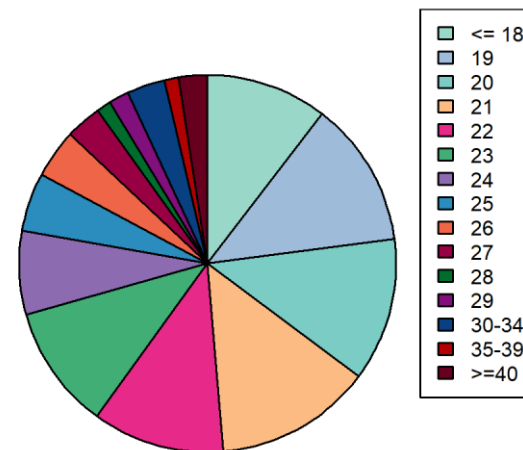
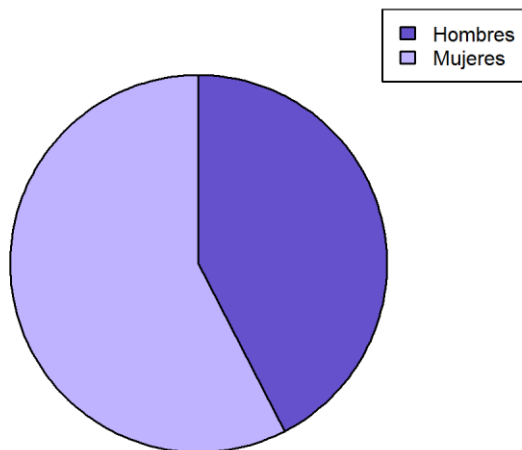




FACULTAD DE CIENCIAS DEL TRABAJO

GRADUADO/A EN RELACIONES LABORALES Y RECURSOS HUMANOS

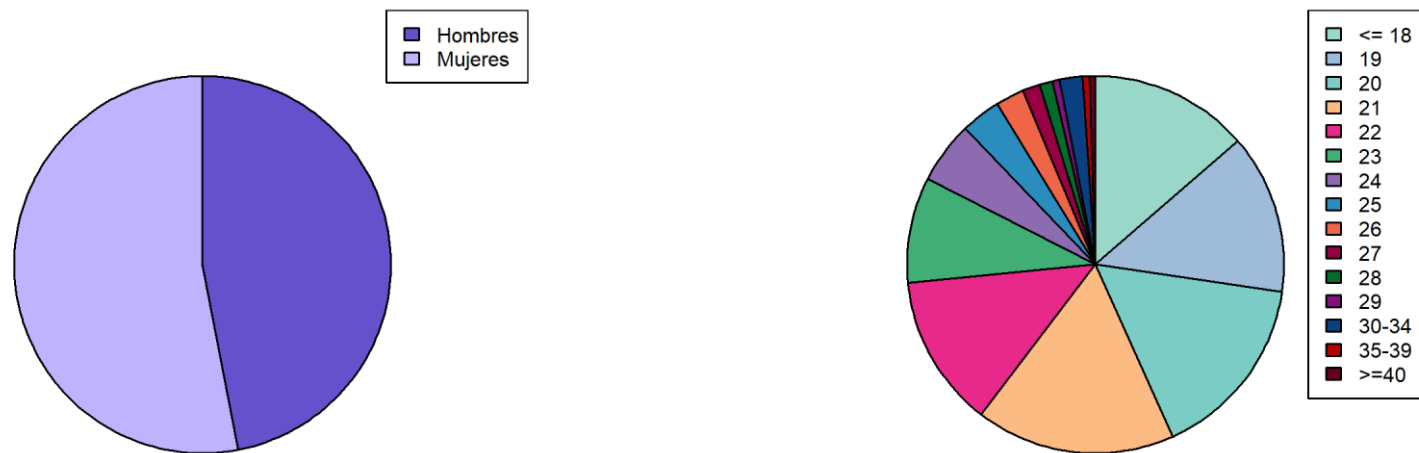
| Sexo | <= 18 | 19 | 20 | 21 | 22 | 23 | 24 | 25 | 26 | 27 | 28 | 29 | 30-34 | 35-39 | >=40 | TOTAL |
|--------------|-------|-----|-----|-----|-----|-----|----|----|----|----|----|----|-------|-------|------|-------|
| Hombres | 61 | 64 | 54 | 63 | 57 | 55 | 44 | 35 | 29 | 21 | 10 | 13 | 21 | 6 | 16 | 549 |
| Mujeres | 73 | 98 | 105 | 111 | 90 | 82 | 49 | 30 | 25 | 19 | 6 | 9 | 21 | 10 | 16 | 744 |
| TOTAL | 134 | 162 | 159 | 174 | 147 | 137 | 93 | 65 | 54 | 40 | 16 | 22 | 42 | 16 | 32 | 1293 |





FACULTAD DE CIENCIAS ECONÓMICAS Y EMPRESARIALES

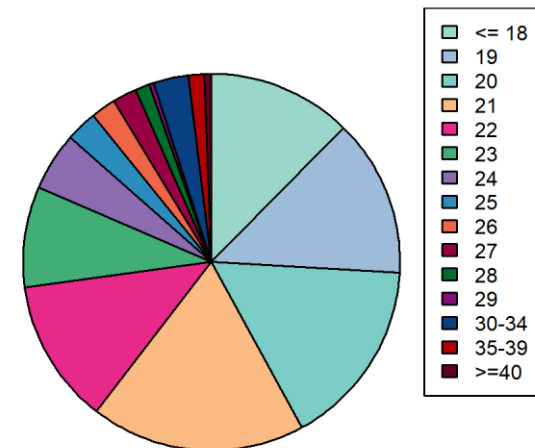
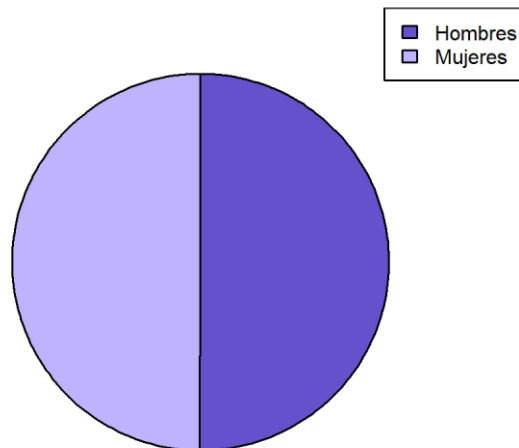
| Sexo | <= 18 | 19 | 20 | 21 | 22 | 23 | 24 | 25 | 26 | 27 | 28 | 29 | 30-34 | 35-39 | >=40 | TOTAL |
|----------------|-------|-----|-----|-----|-----|-----|-----|-----|-----|----|----|----|-------|-------|------|-------|
| Hombres | 318 | 331 | 374 | 396 | 321 | 239 | 145 | 91 | 55 | 47 | 33 | 16 | 55 | 18 | 14 | 2453 |
| Mujeres | 393 | 384 | 459 | 497 | 361 | 233 | 134 | 86 | 73 | 31 | 26 | 15 | 47 | 14 | 13 | 2766 |
| TOTAL | 711 | 715 | 833 | 893 | 682 | 472 | 279 | 177 | 128 | 78 | 59 | 31 | 102 | 32 | 27 | 5219 |





GRADUADO/A EN ADMINISTRACIÓN Y DIRECCIÓN DE EMPRESAS

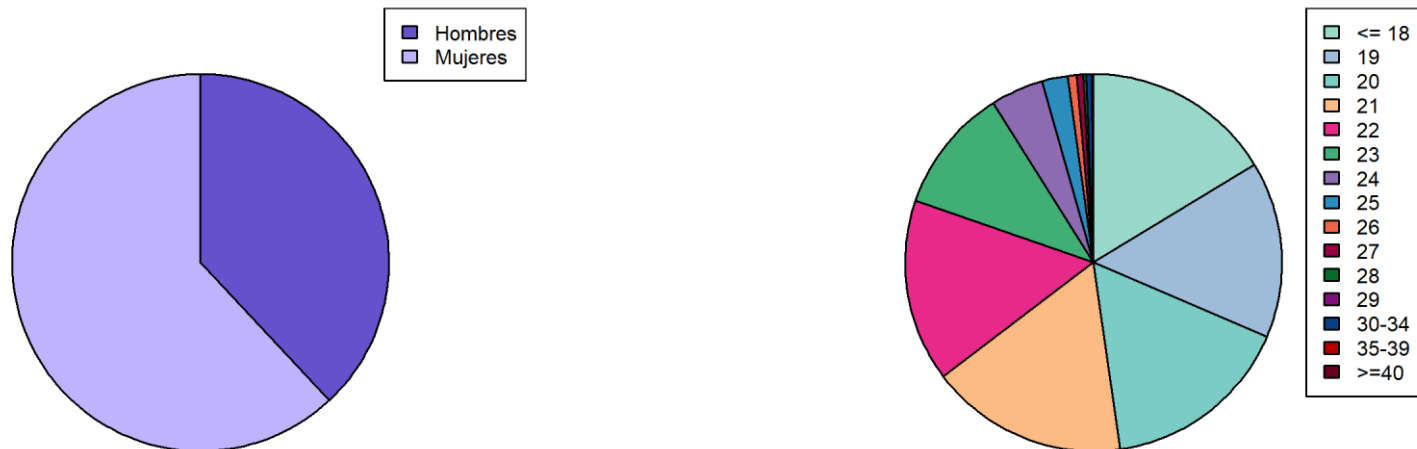
| Sexo | <= 18 | 19 | 20 | 21 | 22 | 23 | 24 | 25 | 26 | 27 | 28 | 29 | 30-34 | 35-39 | >=40 | TOTAL |
|----------------|-------|-----|-----|-----|-----|-----|----|----|----|----|----|----|-------|-------|------|-------|
| Hombres | 90 | 99 | 109 | 123 | 85 | 64 | 54 | 16 | 14 | 14 | 11 | 4 | 20 | 9 | 5 | 717 |
| Mujeres | 87 | 95 | 122 | 141 | 92 | 60 | 18 | 22 | 17 | 15 | 7 | 2 | 23 | 10 | 4 | 715 |
| TOTAL | 177 | 194 | 231 | 264 | 177 | 124 | 72 | 38 | 31 | 29 | 18 | 6 | 43 | 19 | 9 | 1432 |





GRADUADO/A EN ADMINISTRACIÓN Y DIRECCIÓN DE EMPRESAS-DERECHO

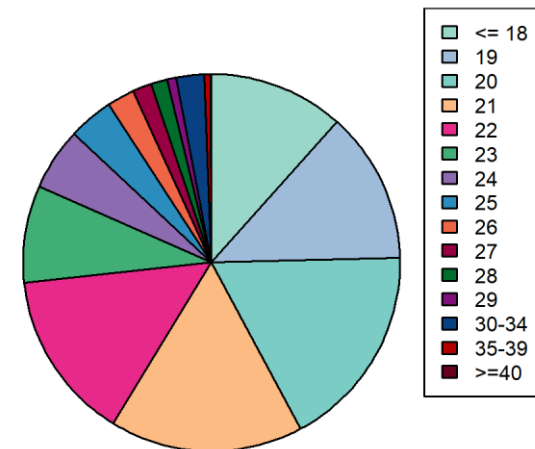
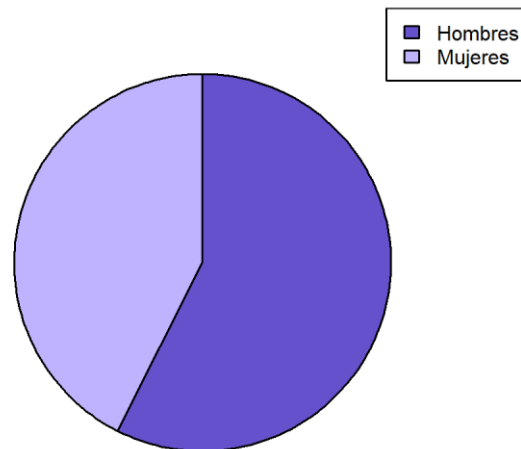
| Sexo | <= 18 | 19 | 20 | 21 | 22 | 23 | 24 | 25 | 26 | 27 | 28 | 29 | 30-34 | 35-39 | >=40 | TOTAL |
|----------------|-------|-----|-----|-----|-----|----|----|----|----|----|----|----|-------|-------|------|-------|
| Hombres | 39 | 48 | 48 | 50 | 48 | 31 | 13 | 9 | 4 | 2 | 1 | 0 | 1 | 0 | 0 | 294 |
| Mujeres | 87 | 69 | 78 | 81 | 73 | 52 | 22 | 8 | 2 | 2 | 1 | 0 | 3 | 0 | 1 | 479 |
| TOTAL | 126 | 117 | 126 | 131 | 121 | 83 | 35 | 17 | 6 | 4 | 2 | 0 | 4 | 0 | 1 | 773 |





GRADUADO/A EN ECONOMÍA

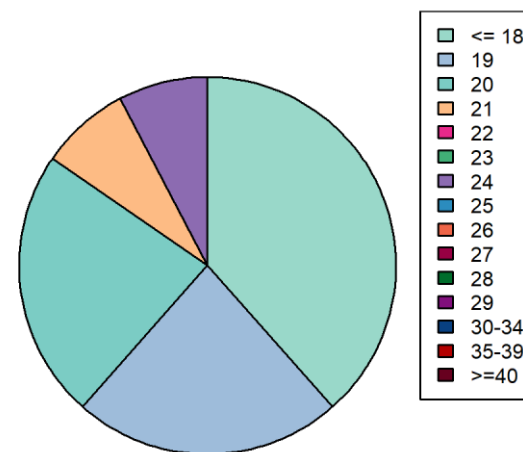
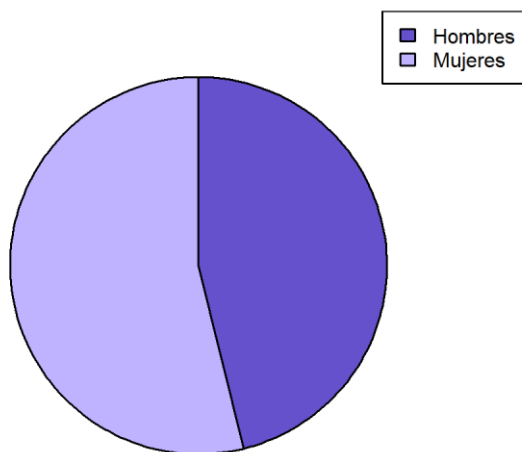
| Sexo | <= 18 | 19 | 20 | 21 | 22 | 23 | 24 | 25 | 26 | 27 | 28 | 29 | 30-34 | 35-39 | >=40 | TOTAL |
|---------|-------|-----|-----|-----|-----|----|----|----|----|----|----|----|-------|-------|------|-------|
| Hombres | 65 | 79 | 97 | 105 | 101 | 65 | 34 | 23 | 14 | 13 | 9 | 4 | 17 | 4 | 1 | 631 |
| Mujeres | 62 | 64 | 96 | 77 | 59 | 26 | 25 | 19 | 12 | 5 | 6 | 5 | 9 | 2 | 0 | 467 |
| TOTAL | 127 | 143 | 193 | 182 | 160 | 91 | 59 | 42 | 26 | 18 | 15 | 9 | 26 | 6 | 1 | 1098 |





GRADUADO/A EN EDIFICACIÓN - ADMINIST. Y DIRECC. EMPRESAS

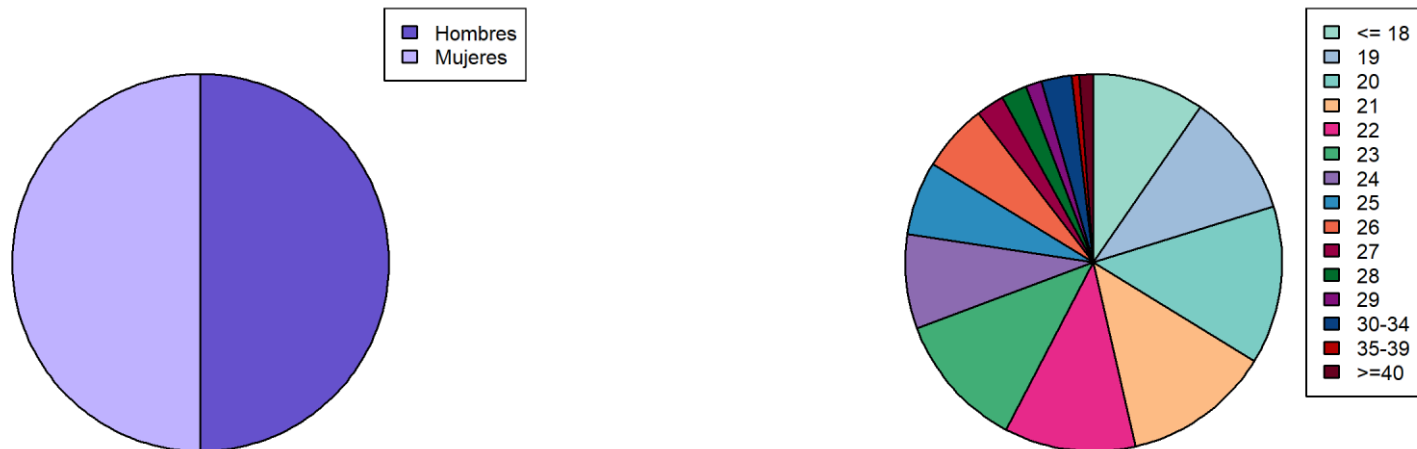
| Sexo | <= 18 | 19 | 20 | 21 | 22 | 23 | 24 | 25 | 26 | 27 | 28 | 29 | 30-34 | 35-39 | >=40 | TOTAL |
|---------|-------|----|----|----|----|----|----|----|----|----|----|----|-------|-------|------|-------|
| Hombres | 2 | 1 | 2 | 0 | 0 | 0 | 1 | 0 | 0 | 0 | 0 | 0 | 0 | 0 | 0 | 6 |
| Mujeres | 3 | 2 | 1 | 1 | 0 | 0 | 0 | 0 | 0 | 0 | 0 | 0 | 0 | 0 | 0 | 7 |
| TOTAL | 5 | 3 | 3 | 1 | 0 | 0 | 1 | 0 | 0 | 0 | 0 | 0 | 0 | 0 | 0 | 13 |





GRADUADO/A EN FINANZAS Y CONTABILIDAD

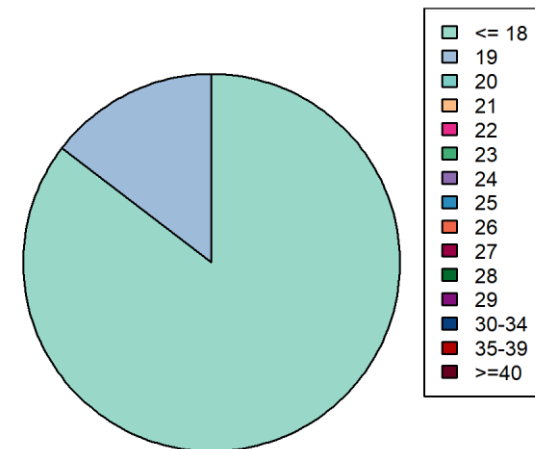
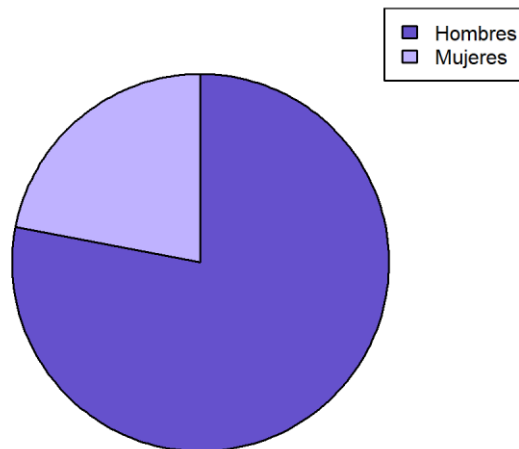
| Sexo | <= 18 | 19 | 20 | 21 | 22 | 23 | 24 | 25 | 26 | 27 | 28 | 29 | 30-34 | 35-39 | >=40 | TOTAL |
|---------|-------|----|----|----|----|----|----|----|----|----|----|----|-------|-------|------|-------|
| Hombres | 30 | 34 | 36 | 37 | 30 | 43 | 21 | 13 | 8 | 10 | 9 | 4 | 9 | 3 | 5 | 292 |
| Mujeres | 26 | 28 | 43 | 37 | 36 | 25 | 26 | 24 | 26 | 4 | 4 | 4 | 6 | 1 | 2 | 292 |
| TOTAL | 56 | 62 | 79 | 74 | 66 | 68 | 47 | 37 | 34 | 14 | 13 | 8 | 15 | 4 | 7 | 584 |





GRADUADO/A EN ING.^a INFORMÁTICA-ADMINIST. Y DIRECC. EMPRESAS

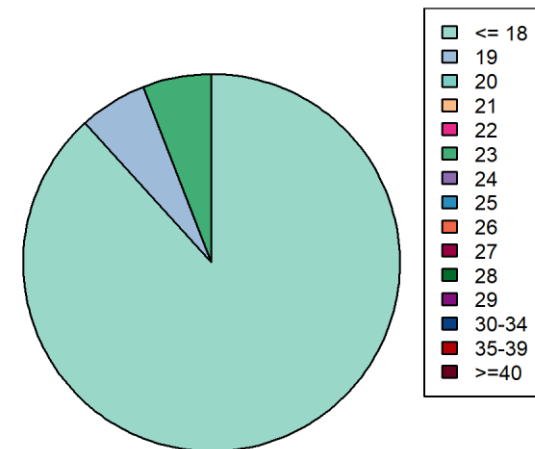
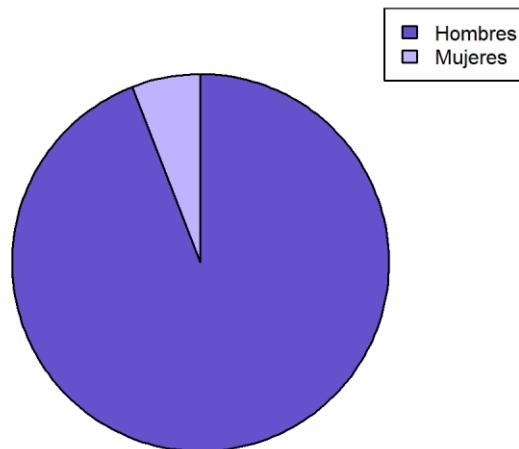
| Sexo | <= 18 | 19 | 20 | 21 | 22 | 23 | 24 | 25 | 26 | 27 | 28 | 29 | 30-34 | 35-39 | >=40 | TOTAL |
|---------|-------|----|----|----|----|----|----|----|----|----|----|----|-------|-------|------|-------|
| Hombres | 28 | 4 | 0 | 0 | 0 | 0 | 0 | 0 | 0 | 0 | 0 | 0 | 0 | 0 | 0 | 32 |
| Mujeres | 7 | 2 | 0 | 0 | 0 | 0 | 0 | 0 | 0 | 0 | 0 | 0 | 0 | 0 | 0 | 9 |
| TOTAL | 35 | 6 | 0 | 0 | 0 | 0 | 0 | 0 | 0 | 0 | 0 | 0 | 0 | 0 | 0 | 41 |





GRADUADO/A EN INGENIERÍA CIVIL-ADMINISTR. DIRECC. DE EMPRESAS

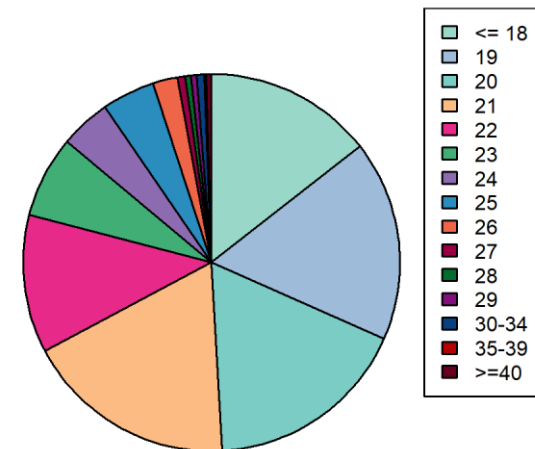
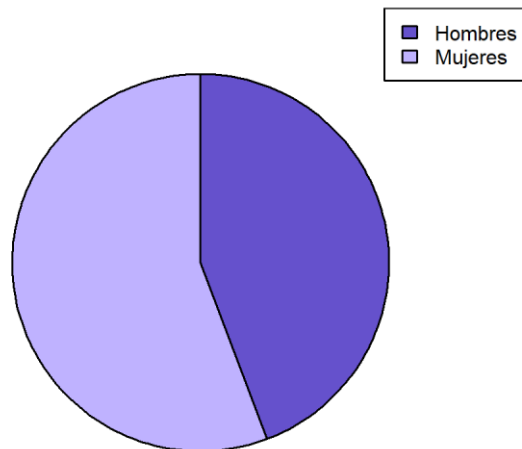
| Sexo | <= 18 | 19 | 20 | 21 | 22 | 23 | 24 | 25 | 26 | 27 | 28 | 29 | 30-34 | 35-39 | >=40 | TOTAL |
|---------|-------|----|----|----|----|----|----|----|----|----|----|----|-------|-------|------|-------|
| Hombres | 14 | 1 | 0 | 0 | 0 | 1 | 0 | 0 | 0 | 0 | 0 | 0 | 0 | 0 | 0 | 16 |
| Mujeres | 1 | 0 | 0 | 0 | 0 | 0 | 0 | 0 | 0 | 0 | 0 | 0 | 0 | 0 | 0 | 1 |
| TOTAL | 15 | 1 | 0 | 0 | 0 | 1 | 0 | 0 | 0 | 0 | 0 | 0 | 0 | 0 | 0 | 17 |





GRADUADO/A EN MARKETING E INVESTIGACIÓN DE MERCADOS

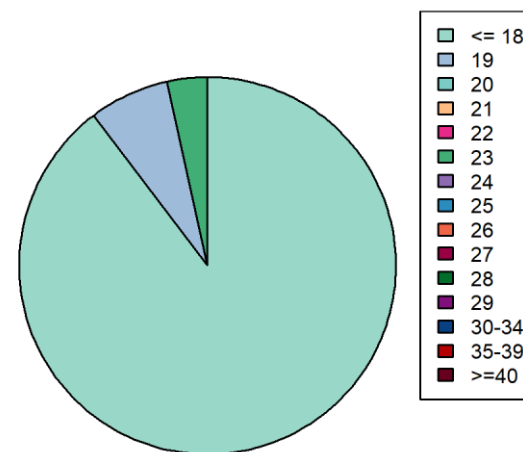
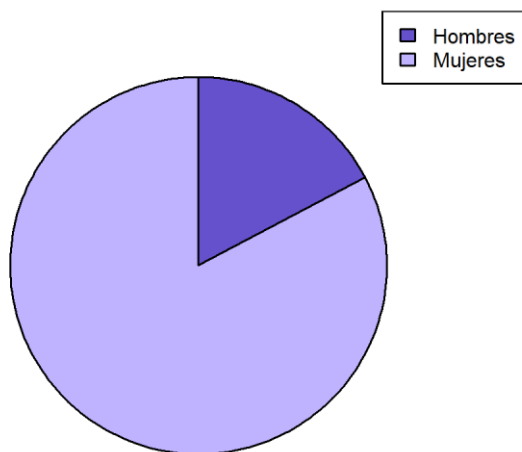
| Sexo | <= 18 | 19 | 20 | 21 | 22 | 23 | 24 | 25 | 26 | 27 | 28 | 29 | 30-34 | 35-39 | >=40 | TOTAL |
|---------|-------|-----|-----|-----|----|----|----|----|----|----|----|----|-------|-------|------|-------|
| Hombres | 35 | 43 | 52 | 42 | 34 | 19 | 10 | 21 | 8 | 3 | 1 | 0 | 3 | 0 | 2 | 273 |
| Mujeres | 54 | 63 | 56 | 70 | 39 | 24 | 17 | 7 | 5 | 1 | 2 | 3 | 1 | 1 | 1 | 344 |
| TOTAL | 89 | 106 | 108 | 112 | 73 | 43 | 27 | 28 | 13 | 4 | 3 | 3 | 4 | 1 | 3 | 617 |





GRADUADO/A EN TRADUCCIÓN E INTERPRETACIÓN-TURISMO

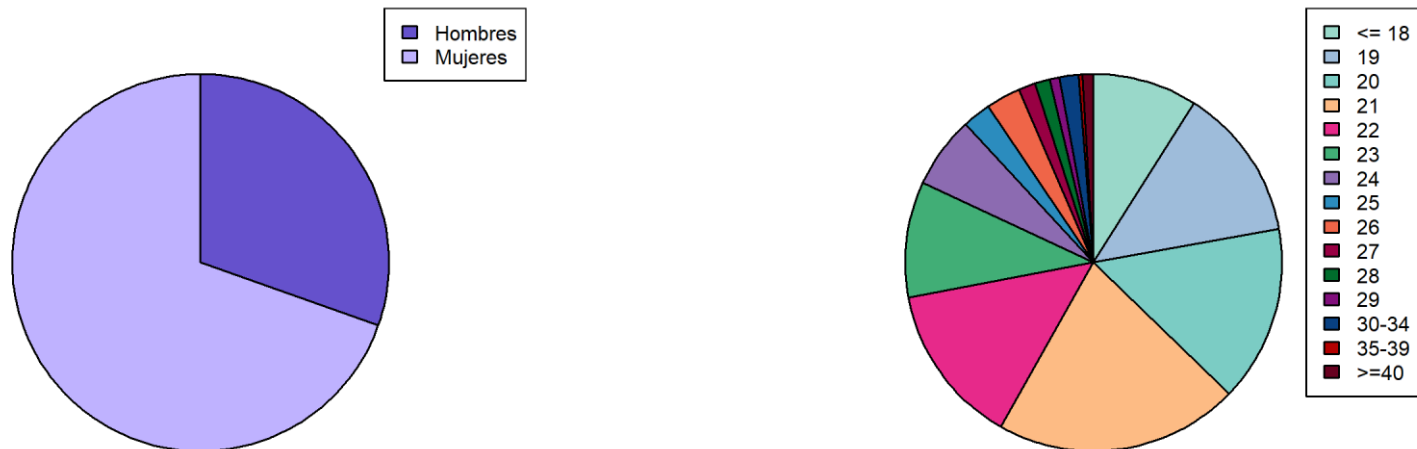
| Sexo | <= 18 | 19 | 20 | 21 | 22 | 23 | 24 | 25 | 26 | 27 | 28 | 29 | 30-34 | 35-39 | >=40 | TOTAL |
|---------|-------|----|----|----|----|----|----|----|----|----|----|----|-------|-------|------|-------|
| Hombres | 3 | 1 | 0 | 0 | 0 | 1 | 0 | 0 | 0 | 0 | 0 | 0 | 0 | 0 | 0 | 5 |
| Mujeres | 23 | 1 | 0 | 0 | 0 | 0 | 0 | 0 | 0 | 0 | 0 | 0 | 0 | 0 | 0 | 24 |
| TOTAL | 26 | 2 | 0 | 0 | 0 | 1 | 0 | 0 | 0 | 0 | 0 | 0 | 0 | 0 | 0 | 29 |





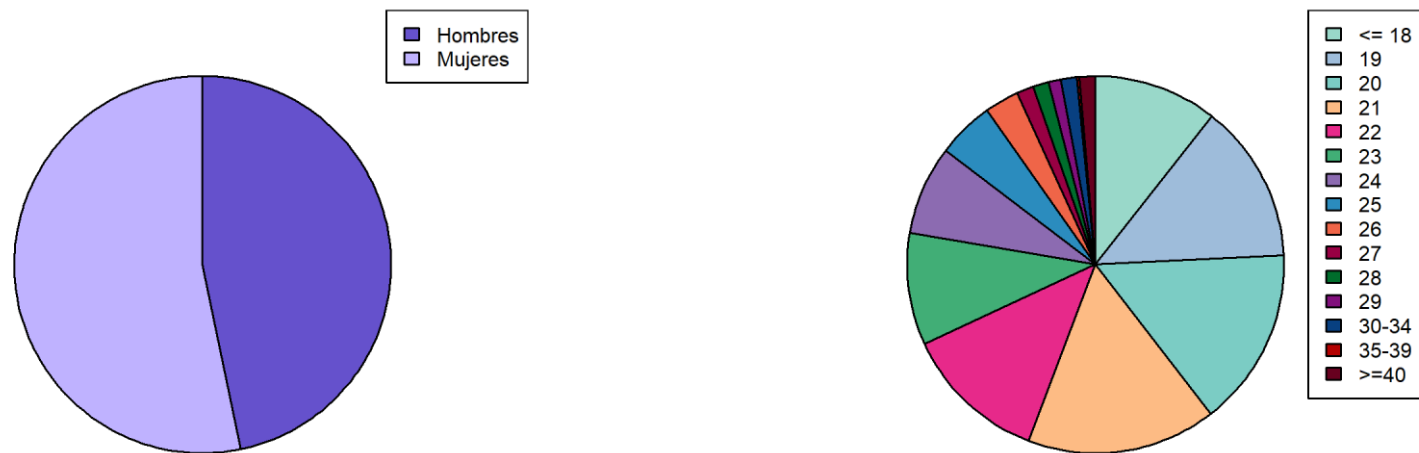
GRADUADO/A EN TURISMO

| Sexo | <= 18 | 19 | 20 | 21 | 22 | 23 | 24 | 25 | 26 | 27 | 28 | 29 | 30-34 | 35-39 | >=40 | TOTAL |
|--------------|-----------|-----------|-----------|------------|-----------|-----------|-----------|-----------|-----------|----------|----------|----------|-----------|----------|----------|------------|
| Hombres | 12 | 21 | 30 | 39 | 23 | 15 | 12 | 9 | 7 | 5 | 2 | 4 | 5 | 2 | 1 | 187 |
| Mujeres | 43 | 60 | 63 | 90 | 62 | 46 | 26 | 6 | 11 | 4 | 6 | 1 | 5 | 0 | 5 | 428 |
| TOTAL | 55 | 81 | 93 | 129 | 85 | 61 | 38 | 15 | 18 | 9 | 8 | 5 | 10 | 2 | 6 | 615 |



FACULTAD DE CIENCIAS POLÍTICAS Y SOCIOLOGÍA

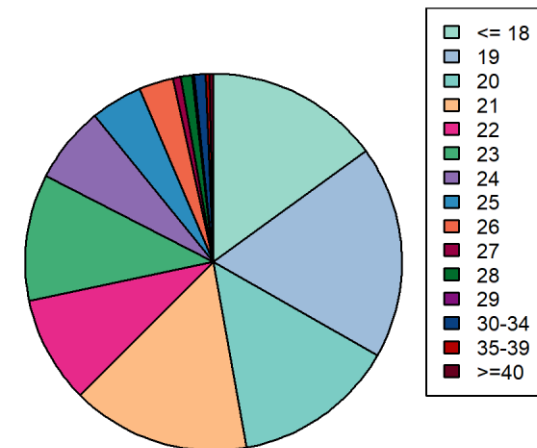
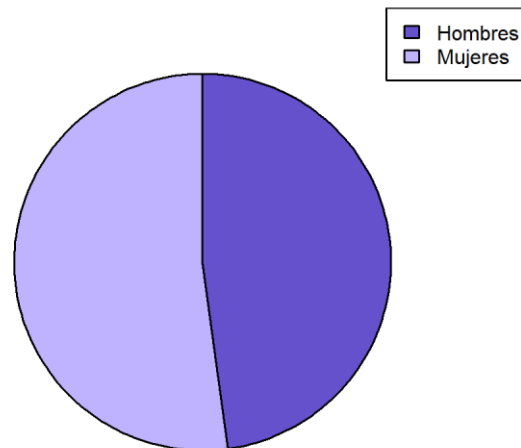
| Sexo | <= 18 | 19 | 20 | 21 | 22 | 23 | 24 | 25 | 26 | 27 | 28 | 29 | 30-34 | 35-39 | >=40 | TOTAL |
|----------------|-------|-----|-----|-----|-----|-----|-----|----|----|----|----|----|-------|-------|------|-------|
| Hombres | 92 | 113 | 142 | 142 | 91 | 90 | 84 | 57 | 38 | 17 | 12 | 11 | 17 | 2 | 15 | 923 |
| Mujeres | 117 | 156 | 160 | 179 | 151 | 100 | 67 | 39 | 20 | 12 | 15 | 9 | 10 | 3 | 12 | 1050 |
| TOTAL | 209 | 269 | 302 | 321 | 242 | 190 | 151 | 96 | 58 | 29 | 27 | 20 | 27 | 5 | 27 | 1973 |





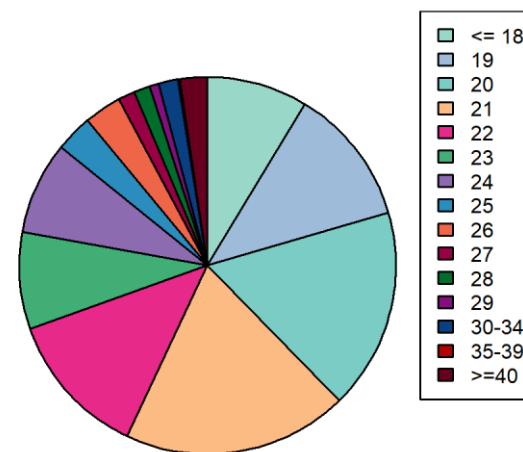
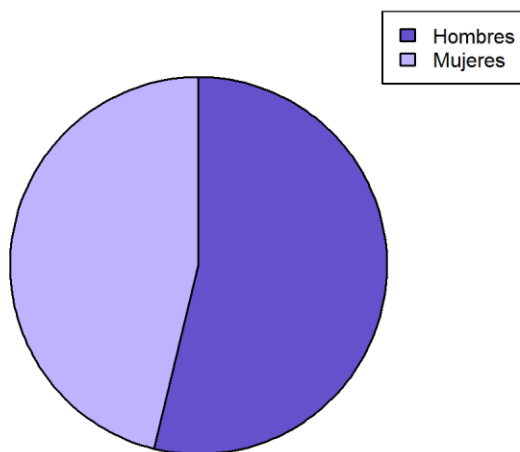
GRADUADO/A EN CIENCIAS POLÍTICAS Y DE LA ADMINIST. Y DERECHO

| Sexo | <= 18 | 19 | 20 | 21 | 22 | 23 | 24 | 25 | 26 | 27 | 28 | 29 | 30-34 | 35-39 | >=40 | TOTAL |
|----------------|-------|-----|----|----|----|----|----|----|----|----|----|----|-------|-------|------|-------|
| Hombres | 43 | 49 | 43 | 45 | 19 | 30 | 22 | 17 | 12 | 2 | 3 | 1 | 4 | 1 | 0 | 291 |
| Mujeres | 48 | 62 | 42 | 48 | 37 | 36 | 18 | 10 | 6 | 2 | 3 | 0 | 2 | 1 | 2 | 317 |
| TOTAL | 91 | 111 | 85 | 93 | 56 | 66 | 40 | 27 | 18 | 4 | 6 | 1 | 6 | 2 | 2 | 608 |



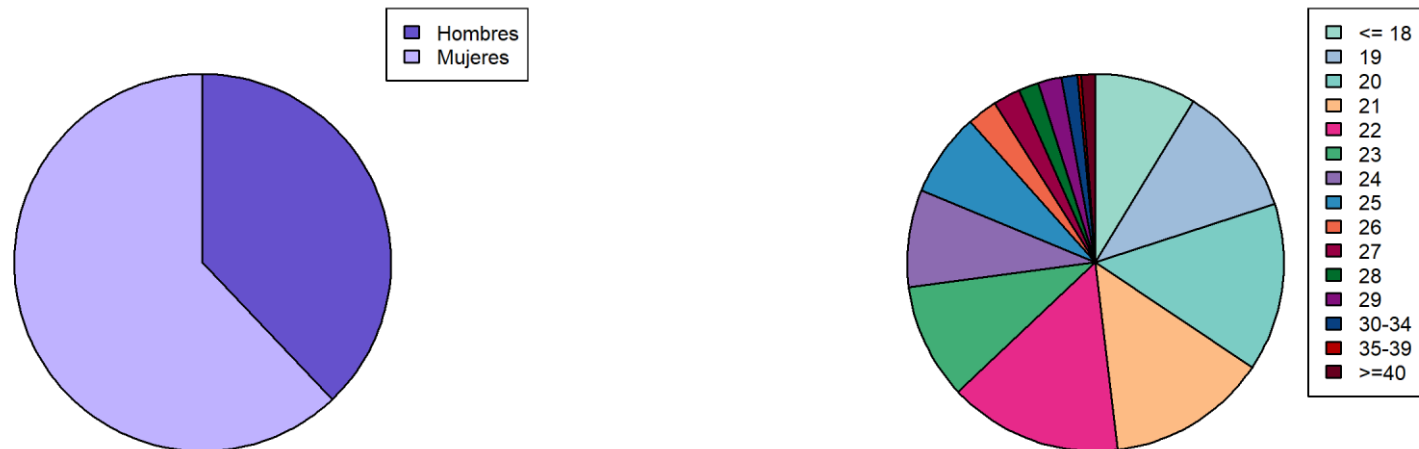
GRADUADO/A EN CIENCIAS POLÍTICAS Y DE LA ADMINISTRACIÓN

| Sexo | <= 18 | 19 | 20 | 21 | 22 | 23 | 24 | 25 | 26 | 27 | 28 | 29 | 30-34 | 35-39 | >=40 | TOTAL |
|----------------|-------|----|-----|-----|----|----|----|----|----|----|----|----|-------|-------|------|-------|
| Hombres | 36 | 45 | 65 | 68 | 39 | 32 | 35 | 16 | 18 | 5 | 5 | 4 | 7 | 0 | 12 | 387 |
| Mujeres | 26 | 40 | 59 | 71 | 51 | 28 | 22 | 7 | 5 | 5 | 5 | 2 | 5 | 1 | 5 | 332 |
| TOTAL | 62 | 85 | 124 | 139 | 90 | 60 | 57 | 23 | 23 | 10 | 10 | 6 | 12 | 1 | 17 | 719 |



GRADUADO/A EN SOCIOLOGÍA

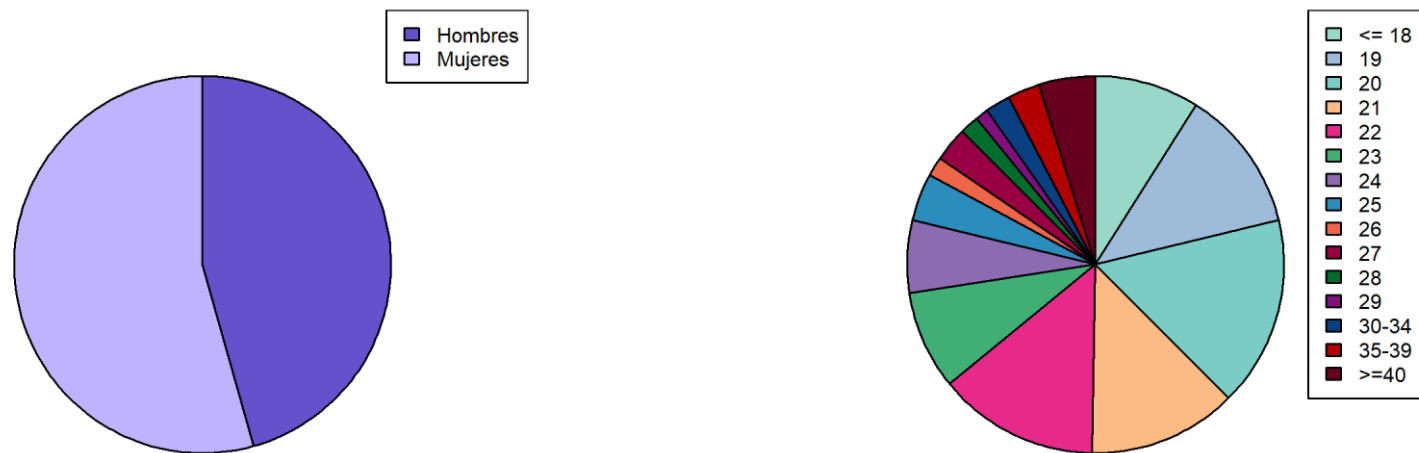
| Sexo | <= 18 | 19 | 20 | 21 | 22 | 23 | 24 | 25 | 26 | 27 | 28 | 29 | 30-34 | 35-39 | >=40 | TOTAL |
|----------------|-------|----|----|----|----|----|----|----|----|----|----|----|-------|-------|------|-------|
| Hombres | 13 | 19 | 34 | 29 | 33 | 28 | 27 | 24 | 8 | 10 | 4 | 6 | 6 | 1 | 3 | 245 |
| Mujeres | 43 | 54 | 59 | 60 | 63 | 36 | 27 | 22 | 9 | 5 | 7 | 7 | 3 | 1 | 5 | 401 |
| TOTAL | 56 | 73 | 93 | 89 | 96 | 64 | 54 | 46 | 17 | 15 | 11 | 13 | 9 | 2 | 8 | 646 |





FACULTAD DE CIENCIAS SOCIALES Y JURÍDICAS DE MELILLA

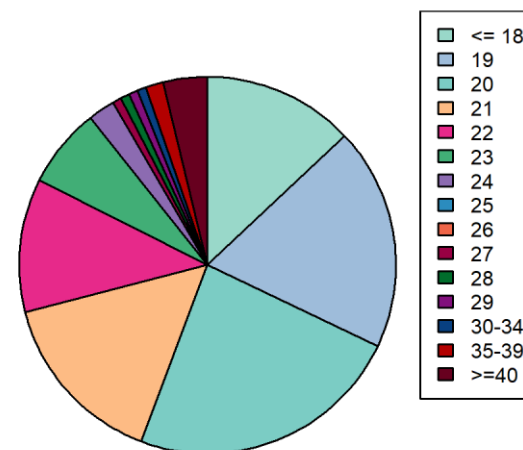
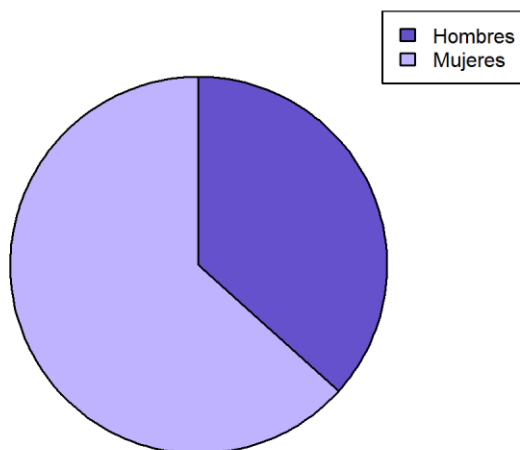
| Sexo | <= 18 | 19 | 20 | 21 | 22 | 23 | 24 | 25 | 26 | 27 | 28 | 29 | 30-34 | 35-39 | >=40 | TOTAL |
|---------|-------|----|----|----|----|----|----|----|----|----|----|----|-------|-------|------|-------|
| Hombres | 11 | 20 | 19 | 25 | 24 | 13 | 18 | 10 | 5 | 5 | 2 | 0 | 1 | 6 | 9 | 168 |
| Mujeres | 22 | 25 | 41 | 22 | 27 | 18 | 5 | 5 | 1 | 6 | 4 | 4 | 7 | 4 | 9 | 200 |
| TOTAL | 33 | 45 | 60 | 47 | 51 | 31 | 23 | 15 | 6 | 11 | 6 | 4 | 8 | 10 | 18 | 368 |





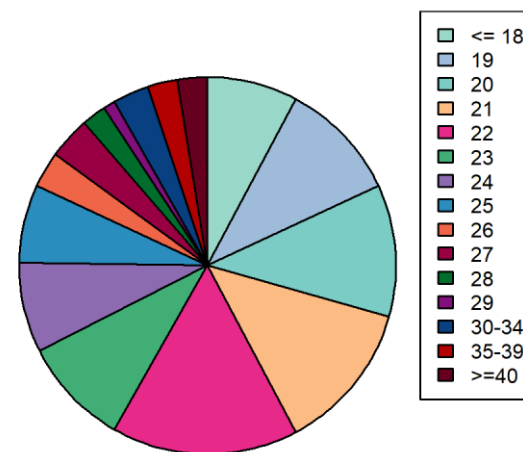
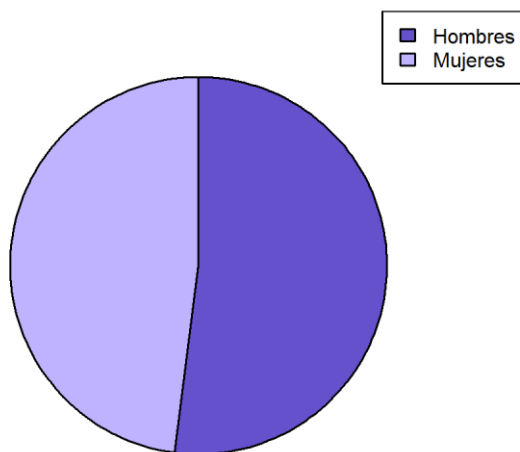
GRADUADO ADMINISTRACIÓN Y DIRECCIÓN EMPRESAS Y DCHO MELILLA

| Sexo | <= 18 | 19 | 20 | 21 | 22 | 23 | 24 | 25 | 26 | 27 | 28 | 29 | 30-34 | 35-39 | >=40 | TOTAL |
|---------|-------|----|----|----|----|----|----|----|----|----|----|----|-------|-------|------|-------|
| Hombres | 6 | 10 | 7 | 10 | 4 | 6 | 2 | 0 | 0 | 1 | 0 | 0 | 0 | 1 | 1 | 48 |
| Mujeres | 11 | 15 | 24 | 10 | 11 | 3 | 1 | 0 | 0 | 0 | 1 | 1 | 1 | 1 | 4 | 83 |
| TOTAL | 17 | 25 | 31 | 20 | 15 | 9 | 3 | 0 | 0 | 1 | 1 | 1 | 1 | 2 | 5 | 131 |



GRUADO EN ADMINISTRACIÓN Y DIRECCIÓN DE EMPRESAS (MELILLA)

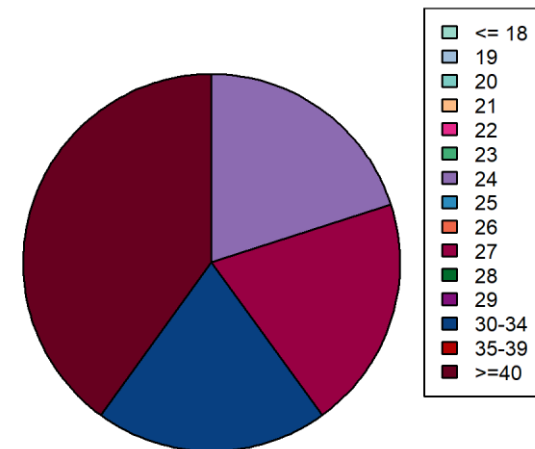
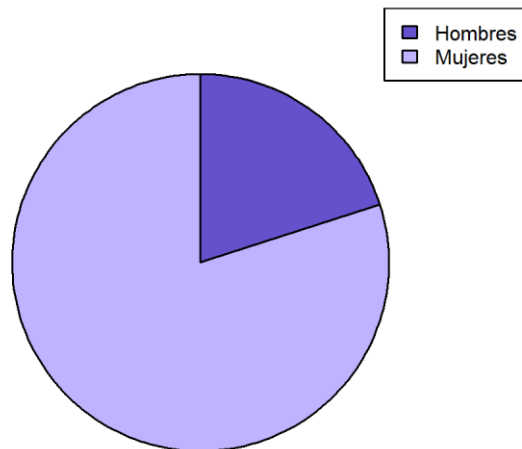
| Sexo | <= 18 | 19 | 20 | 21 | 22 | 23 | 24 | 25 | 26 | 27 | 28 | 29 | 30-34 | 35-39 | >=40 | TOTAL |
|----------------|-------|----|----|----|----|----|----|----|----|----|----|----|-------|-------|------|-------|
| Hombres | 5 | 10 | 10 | 14 | 18 | 7 | 13 | 9 | 5 | 4 | 1 | 0 | 1 | 2 | 2 | 101 |
| Mujeres | 10 | 10 | 12 | 11 | 13 | 11 | 2 | 4 | 1 | 3 | 3 | 2 | 5 | 3 | 3 | 93 |
| TOTAL | 15 | 20 | 22 | 25 | 31 | 18 | 15 | 13 | 6 | 7 | 4 | 2 | 6 | 5 | 5 | 194 |





GRADUADO/A EN GESTIÓN Y ADMINISTRACIÓN PÚBLICA (MELILLA)

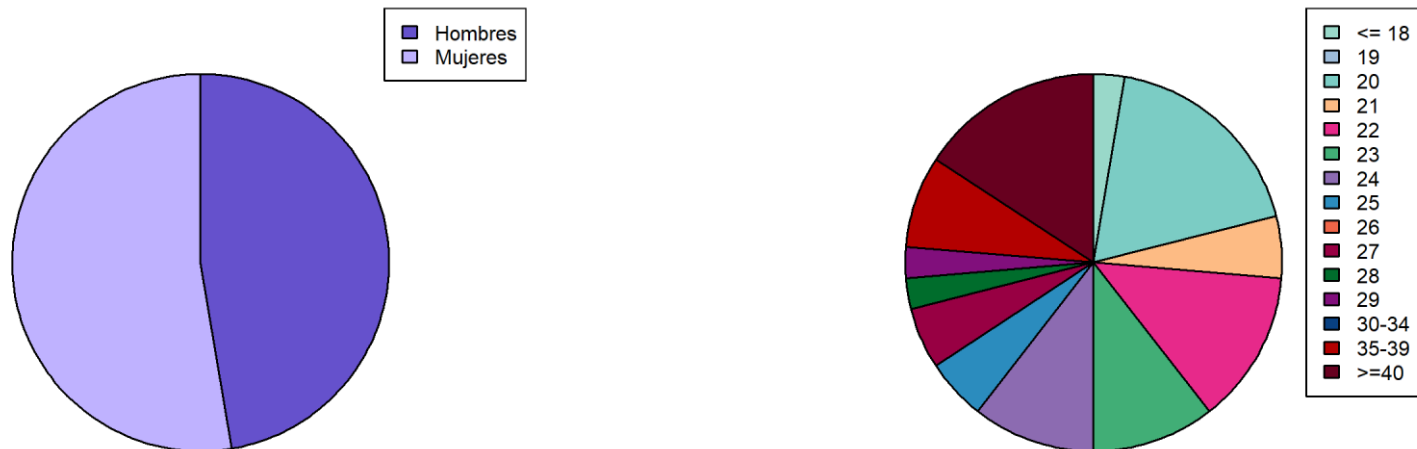
| Sexo | <= 18 | 19 | 20 | 21 | 22 | 23 | 24 | 25 | 26 | 27 | 28 | 29 | 30-34 | 35-39 | >=40 | TOTAL |
|---------|-------|----|----|----|----|----|----|----|----|----|----|----|-------|-------|------|-------|
| Hombres | 0 | 0 | 0 | 0 | 0 | 0 | 0 | 0 | 0 | 0 | 0 | 0 | 0 | 0 | 1 | 1 |
| Mujeres | 0 | 0 | 0 | 0 | 0 | 0 | 1 | 0 | 0 | 1 | 0 | 0 | 1 | 0 | 1 | 4 |
| TOTAL | 0 | 0 | 0 | 0 | 0 | 0 | 1 | 0 | 0 | 1 | 0 | 0 | 1 | 0 | 2 | 5 |





GRADUADO/A EN RELACIONES LABORALES Y RECURSOS HUMANOS (MEL.)

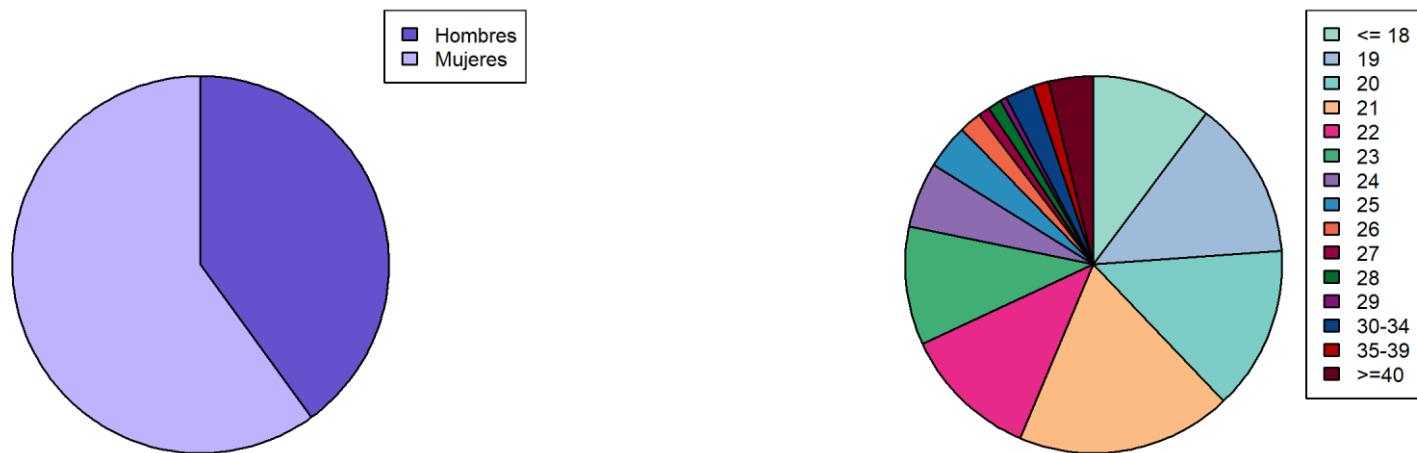
| Sexo | <= 18 | 19 | 20 | 21 | 22 | 23 | 24 | 25 | 26 | 27 | 28 | 29 | 30-34 | 35-39 | >=40 | TOTAL |
|---------|-------|----|----|----|----|----|----|----|----|----|----|----|-------|-------|------|-------|
| Hombres | 0 | 0 | 2 | 1 | 2 | 0 | 3 | 1 | 0 | 0 | 1 | 0 | 0 | 3 | 5 | 18 |
| Mujeres | 1 | 0 | 5 | 1 | 3 | 4 | 1 | 1 | 0 | 2 | 0 | 1 | 0 | 0 | 1 | 20 |
| TOTAL | 1 | 0 | 7 | 2 | 5 | 4 | 4 | 2 | 0 | 2 | 1 | 1 | 0 | 3 | 6 | 38 |





FACULTAD DE COMUNICACIÓN Y DOCUMENTACIÓN

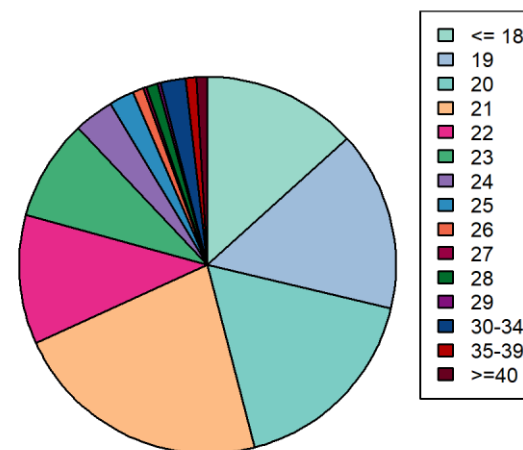
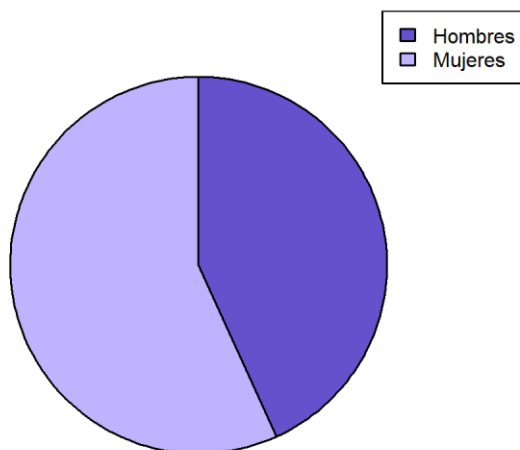
| Sexo | <= 18 | 19 | 20 | 21 | 22 | 23 | 24 | 25 | 26 | 27 | 28 | 29 | 30-34 | 35-39 | >=40 | TOTAL |
|---------|-------|----|----|----|----|----|----|----|----|----|----|----|-------|-------|------|-------|
| Hombres | 22 | 29 | 25 | 37 | 23 | 20 | 11 | 12 | 4 | 2 | 2 | 2 | 8 | 3 | 8 | 208 |
| Mujeres | 31 | 42 | 48 | 59 | 38 | 33 | 18 | 8 | 6 | 3 | 4 | 1 | 5 | 4 | 12 | 312 |
| TOTAL | 53 | 71 | 73 | 96 | 61 | 53 | 29 | 20 | 10 | 5 | 6 | 3 | 13 | 7 | 20 | 520 |





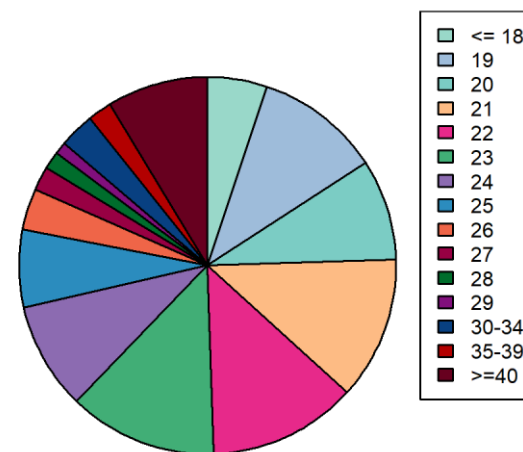
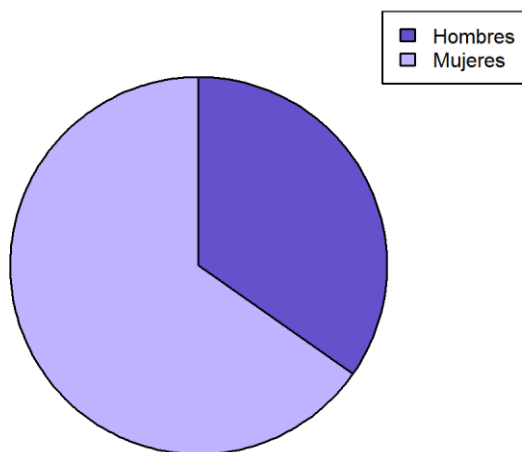
GRADUADO/A EN COMUNICACIÓN AUDIOVISUAL

| Sexo | <= 18 | 19 | 20 | 21 | 22 | 23 | 24 | 25 | 26 | 27 | 28 | 29 | 30-34 | 35-39 | >=40 | TOTAL |
|---------|-------|----|----|----|----|----|----|----|----|----|----|----|-------|-------|------|-------|
| Hombres | 18 | 22 | 19 | 28 | 16 | 13 | 5 | 2 | 2 | 0 | 2 | 1 | 7 | 2 | 3 | 140 |
| Mujeres | 25 | 28 | 37 | 44 | 20 | 15 | 6 | 5 | 1 | 1 | 1 | 0 | 0 | 1 | 0 | 184 |
| TOTAL | 43 | 50 | 56 | 72 | 36 | 28 | 11 | 7 | 3 | 1 | 3 | 1 | 7 | 3 | 3 | 324 |



GRADUADO/A EN INFORMACIÓN Y DOCUMENTACIÓN

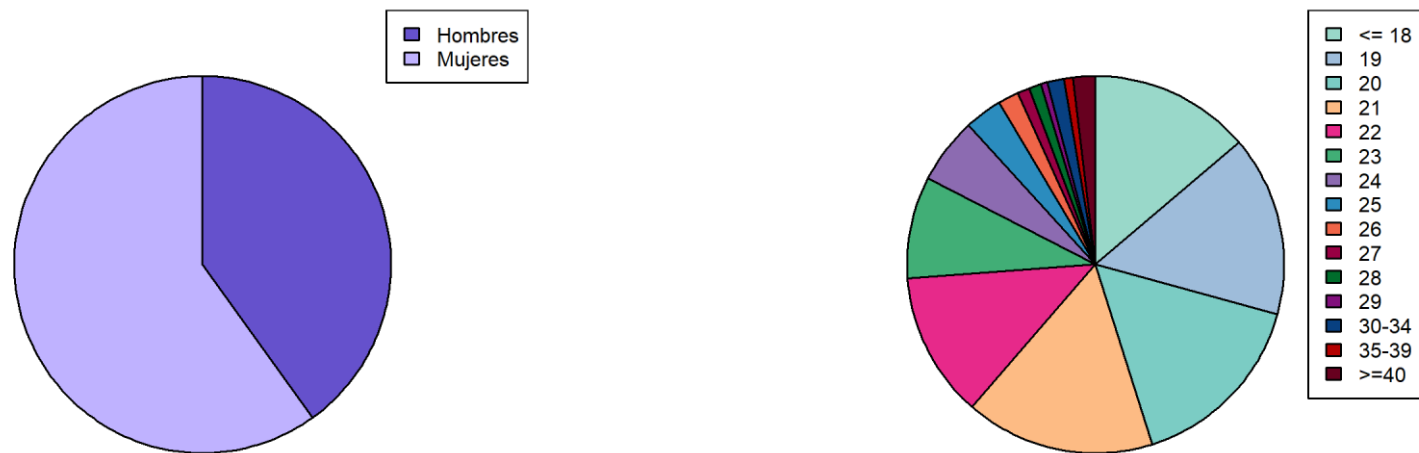
| Sexo | <= 18 | 19 | 20 | 21 | 22 | 23 | 24 | 25 | 26 | 27 | 28 | 29 | 30-34 | 35-39 | >=40 | TOTAL |
|----------------|-------|----|----|----|----|----|----|----|----|----|----|----|-------|-------|------|-------|
| Hombres | 4 | 7 | 6 | 9 | 7 | 7 | 6 | 10 | 2 | 2 | 0 | 1 | 1 | 1 | 5 | 68 |
| Mujeres | 6 | 14 | 11 | 15 | 18 | 18 | 12 | 3 | 5 | 2 | 3 | 1 | 5 | 3 | 12 | 128 |
| TOTAL | 10 | 21 | 17 | 24 | 25 | 25 | 18 | 13 | 7 | 4 | 3 | 2 | 6 | 4 | 17 | 196 |





FACULTAD DE DERECHO

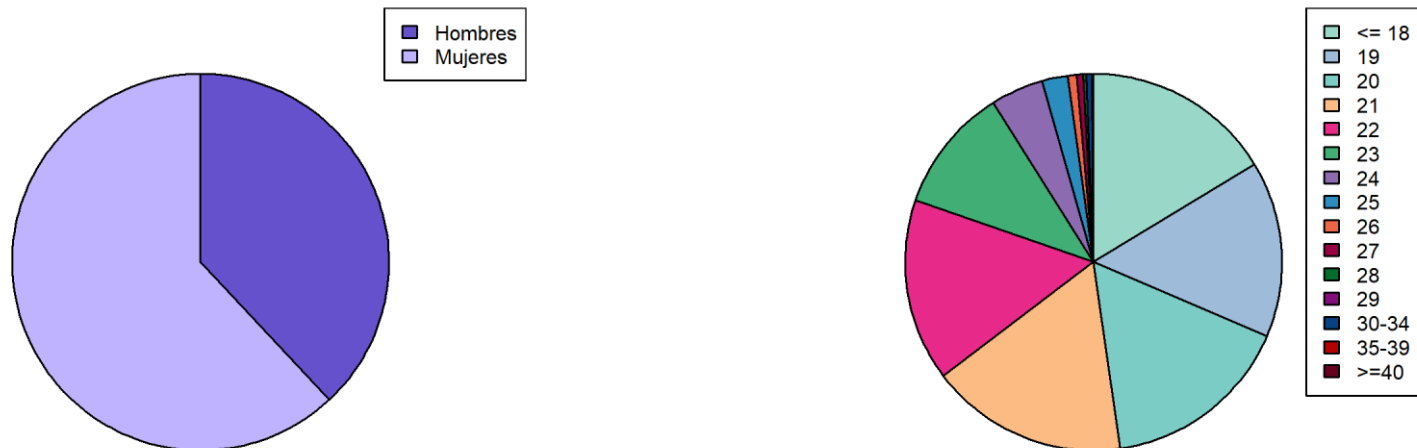
| Sexo | <= 18 | 19 | 20 | 21 | 22 | 23 | 24 | 25 | 26 | 27 | 28 | 29 | 30-34 | 35-39 | >=40 | TOTAL |
|----------------|-------|-----|-----|-----|-----|-----|-----|-----|----|----|----|----|-------|-------|------|-------|
| Hombres | 211 | 240 | 263 | 263 | 206 | 151 | 109 | 67 | 36 | 28 | 23 | 13 | 29 | 19 | 48 | 1706 |
| Mujeres | 376 | 418 | 412 | 430 | 324 | 221 | 131 | 71 | 39 | 16 | 21 | 12 | 32 | 14 | 33 | 2550 |
| TOTAL | 587 | 658 | 675 | 693 | 530 | 372 | 240 | 138 | 75 | 44 | 44 | 25 | 61 | 33 | 81 | 4256 |





GRADUADO/A EN ADMINISTRACIÓN Y DIRECCIÓN DE EMPRESAS-DERECHO

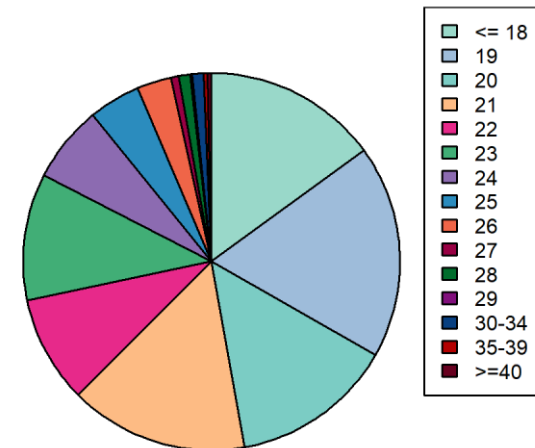
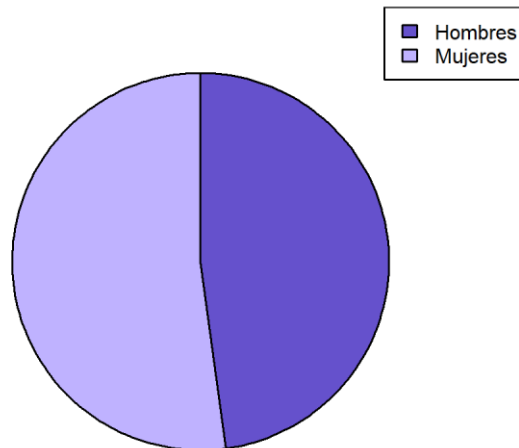
| Sexo | <= 18 | 19 | 20 | 21 | 22 | 23 | 24 | 25 | 26 | 27 | 28 | 29 | 30-34 | 35-39 | >=40 | TOTAL |
|----------------|-------|-----|-----|-----|-----|----|----|----|----|----|----|----|-------|-------|------|-------|
| Hombres | 39 | 48 | 48 | 50 | 48 | 31 | 13 | 9 | 4 | 2 | 1 | 0 | 1 | 0 | 0 | 294 |
| Mujeres | 87 | 69 | 78 | 81 | 73 | 52 | 22 | 8 | 2 | 2 | 1 | 0 | 3 | 0 | 1 | 479 |
| TOTAL | 126 | 117 | 126 | 131 | 121 | 83 | 35 | 17 | 6 | 4 | 2 | 0 | 4 | 0 | 1 | 773 |





GRADUADO/A EN CIENCIAS POLÍTICAS Y DE LA ADMINIST. Y DERECHO

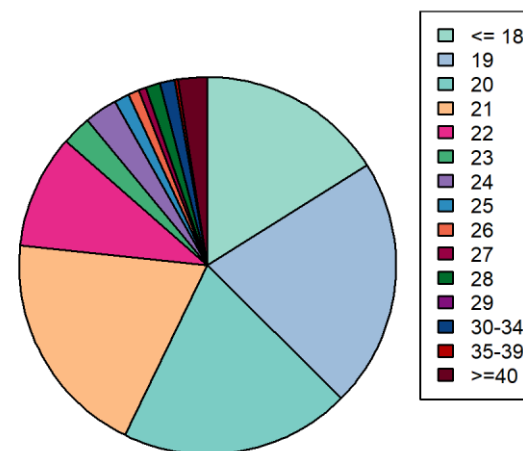
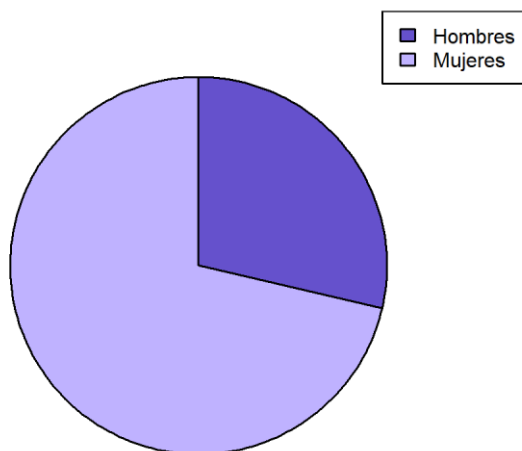
| Sexo | <= 18 | 19 | 20 | 21 | 22 | 23 | 24 | 25 | 26 | 27 | 28 | 29 | 30-34 | 35-39 | >=40 | TOTAL |
|---------|-------|-----|----|----|----|----|----|----|----|----|----|----|-------|-------|------|-------|
| Hombres | 43 | 49 | 43 | 45 | 19 | 30 | 22 | 17 | 12 | 2 | 3 | 1 | 4 | 1 | 0 | 291 |
| Mujeres | 48 | 62 | 42 | 48 | 37 | 36 | 18 | 10 | 6 | 2 | 3 | 0 | 2 | 1 | 2 | 317 |
| TOTAL | 91 | 111 | 85 | 93 | 56 | 66 | 40 | 27 | 18 | 4 | 6 | 1 | 6 | 2 | 2 | 608 |





GRADUADO/A EN CRIMINOLOGÍA

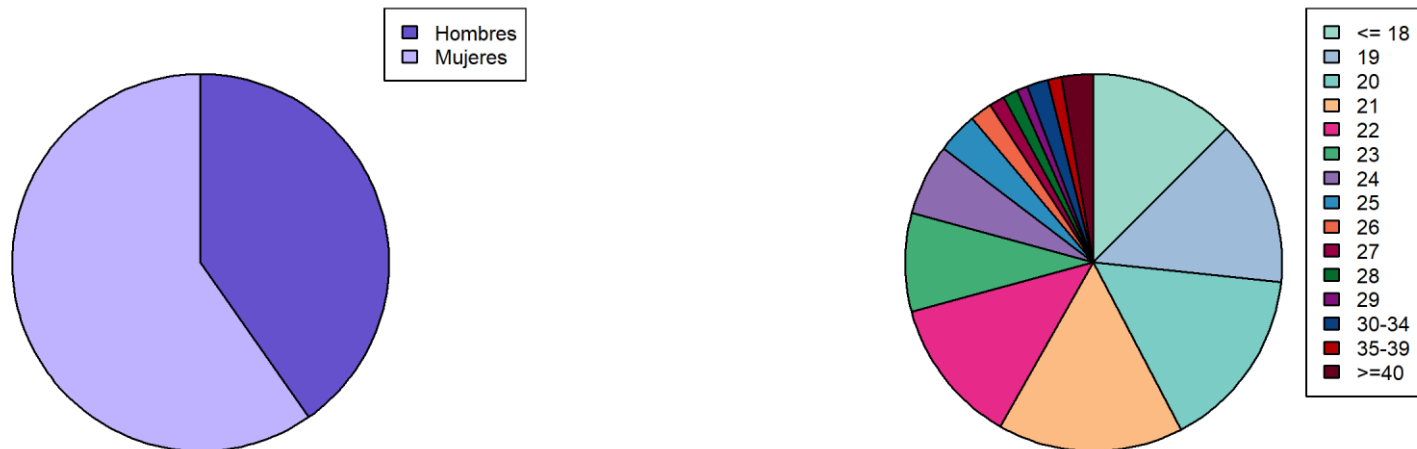
| Sexo | <= 18 | 19 | 20 | 21 | 22 | 23 | 24 | 25 | 26 | 27 | 28 | 29 | 30-34 | 35-39 | >=40 | TOTAL |
|--------------|-----------|-----------|-----------|-----------|-----------|----------|----------|----------|----------|----------|----------|----------|----------|----------|----------|------------|
| Hombres | 12 | 14 | 13 | 23 | 6 | 4 | 5 | 2 | 1 | 1 | 2 | 0 | 1 | 1 | 6 | 91 |
| Mujeres | 39 | 54 | 50 | 39 | 25 | 4 | 4 | 2 | 2 | 1 | 2 | 0 | 3 | 0 | 2 | 227 |
| TOTAL | 51 | 68 | 63 | 62 | 31 | 8 | 9 | 4 | 3 | 2 | 4 | 0 | 4 | 1 | 8 | 318 |





GRADUADO/A EN DERECHO

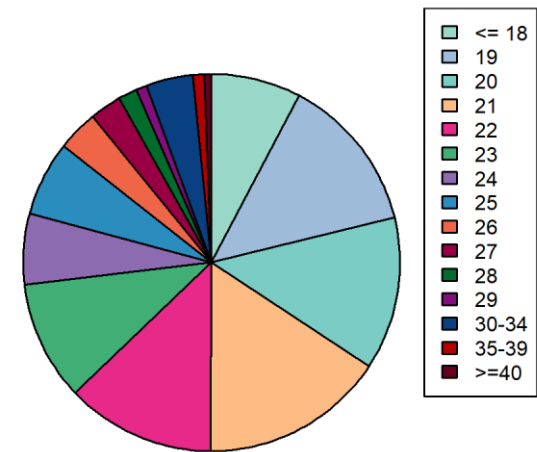
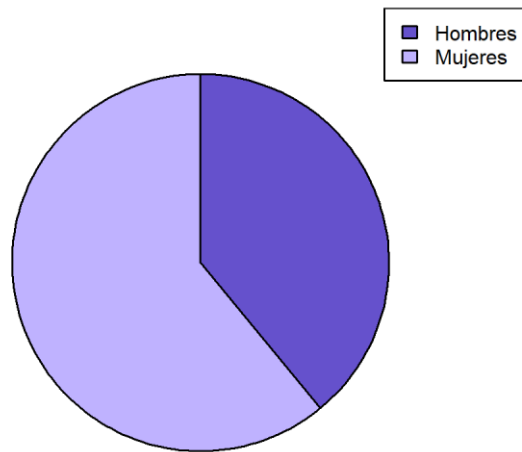
| Sexo | <= 18 | 19 | 20 | 21 | 22 | 23 | 24 | 25 | 26 | 27 | 28 | 29 | 30-34 | 35-39 | >=40 | TOTAL |
|---------|-------|-----|-----|-----|-----|-----|-----|----|----|----|----|----|-------|-------|------|-------|
| Hombres | 117 | 129 | 159 | 145 | 133 | 86 | 69 | 39 | 19 | 23 | 17 | 12 | 23 | 17 | 42 | 1030 |
| Mujeres | 202 | 233 | 242 | 262 | 189 | 129 | 87 | 51 | 29 | 11 | 15 | 12 | 24 | 13 | 28 | 1527 |
| TOTAL | 319 | 362 | 401 | 407 | 322 | 215 | 156 | 90 | 48 | 34 | 32 | 24 | 47 | 30 | 70 | 2557 |





FACULTAD DE EDUCACIÓN Y HUMANIDADES DE MELILLA

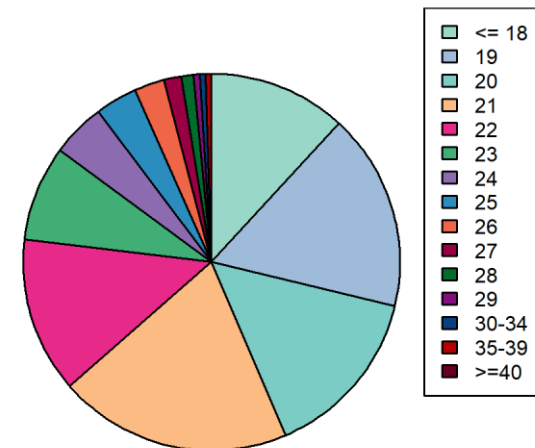
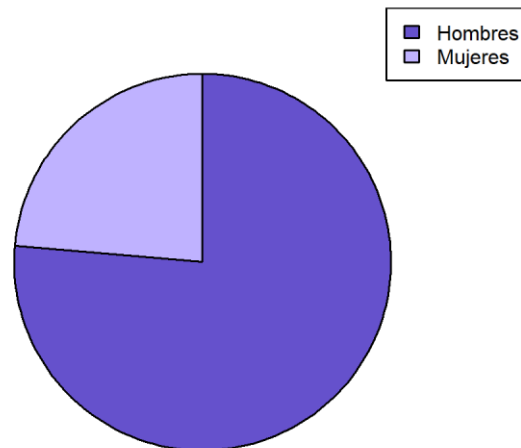
| Sexo | <= 18 | 19 | 20 | 21 | 22 | 23 | 24 | 25 | 26 | 27 | 28 | 29 | 30-34 | 35-39 | >=40 | TOTAL |
|--------------|-----------|-----------|-----------|-----------|-----------|-----------|-----------|-----------|-----------|-----------|-----------|----------|-----------|----------|----------|------------|
| Hombres | 18 | 29 | 39 | 50 | 36 | 26 | 14 | 12 | 7 | 4 | 2 | 1 | 4 | 2 | 0 | 244 |
| Mujeres | 30 | 55 | 43 | 49 | 44 | 38 | 24 | 28 | 15 | 13 | 8 | 5 | 21 | 4 | 4 | 381 |
| TOTAL | 48 | 84 | 82 | 99 | 80 | 64 | 38 | 40 | 22 | 17 | 10 | 6 | 25 | 6 | 4 | 625 |





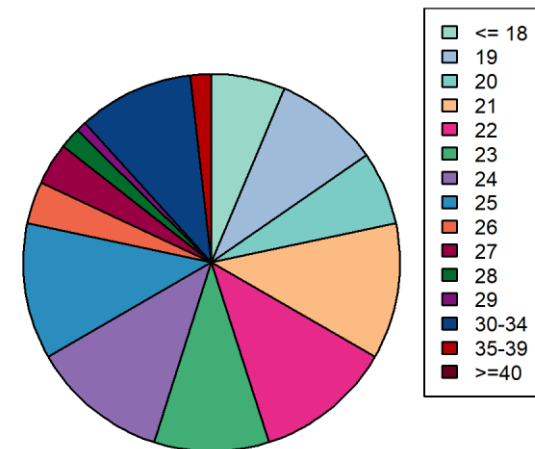
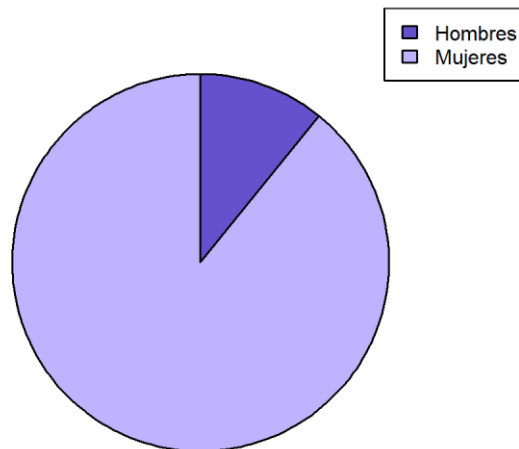
GRADUADO/A ED.PRIMA Y CC ACT FÍSICA (MELILLA)

| Sexo | <= 18 | 19 | 20 | 21 | 22 | 23 | 24 | 25 | 26 | 27 | 28 | 29 | 30-34 | 35-39 | >=40 | TOTAL |
|----------------|-------|----|----|----|----|----|----|----|----|----|----|----|-------|-------|------|-------|
| Hombres | 15 | 23 | 21 | 33 | 20 | 13 | 9 | 5 | 3 | 2 | 2 | 1 | 1 | 1 | 0 | 149 |
| Mujeres | 8 | 10 | 8 | 6 | 6 | 3 | 0 | 2 | 2 | 1 | 0 | 0 | 0 | 0 | 0 | 46 |
| TOTAL | 23 | 33 | 29 | 39 | 26 | 16 | 9 | 7 | 5 | 3 | 2 | 1 | 1 | 1 | 0 | 195 |



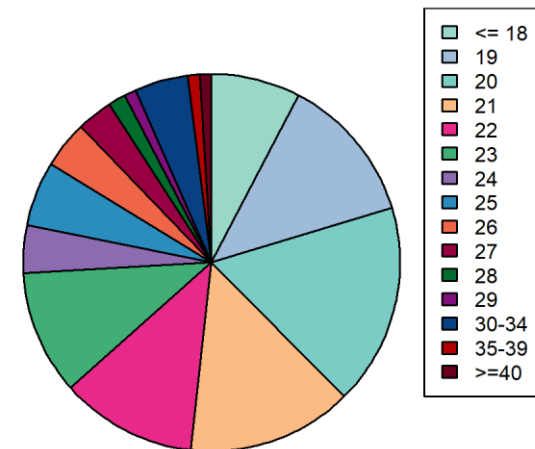
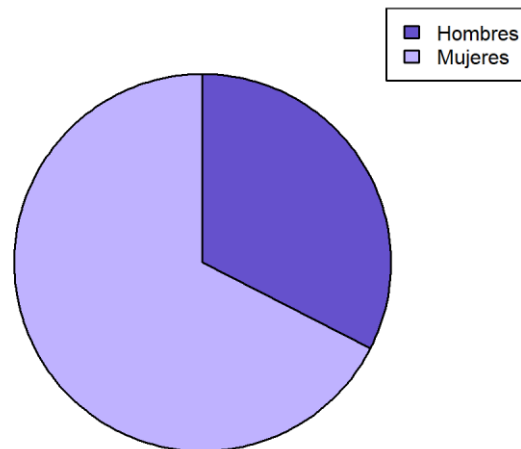
GRADUADO/A EN EDUCACIÓN INFANTIL (MELILLA)

| Sexo | <= 18 | 19 | 20 | 21 | 22 | 23 | 24 | 25 | 26 | 27 | 28 | 29 | 30-34 | 35-39 | >=40 | TOTAL |
|--------------|-------|----|----|----|----|----|----|----|----|----|----|----|-------|-------|------|-------|
| Hombres | 0 | 0 | 2 | 2 | 3 | 1 | 0 | 1 | 0 | 2 | 0 | 0 | 0 | 1 | 0 | 12 |
| Mujeres | 7 | 10 | 5 | 11 | 10 | 10 | 13 | 12 | 4 | 2 | 2 | 1 | 11 | 1 | 0 | 99 |
| TOTAL | 7 | 10 | 7 | 13 | 13 | 11 | 13 | 13 | 4 | 4 | 2 | 1 | 11 | 2 | 0 | 111 |



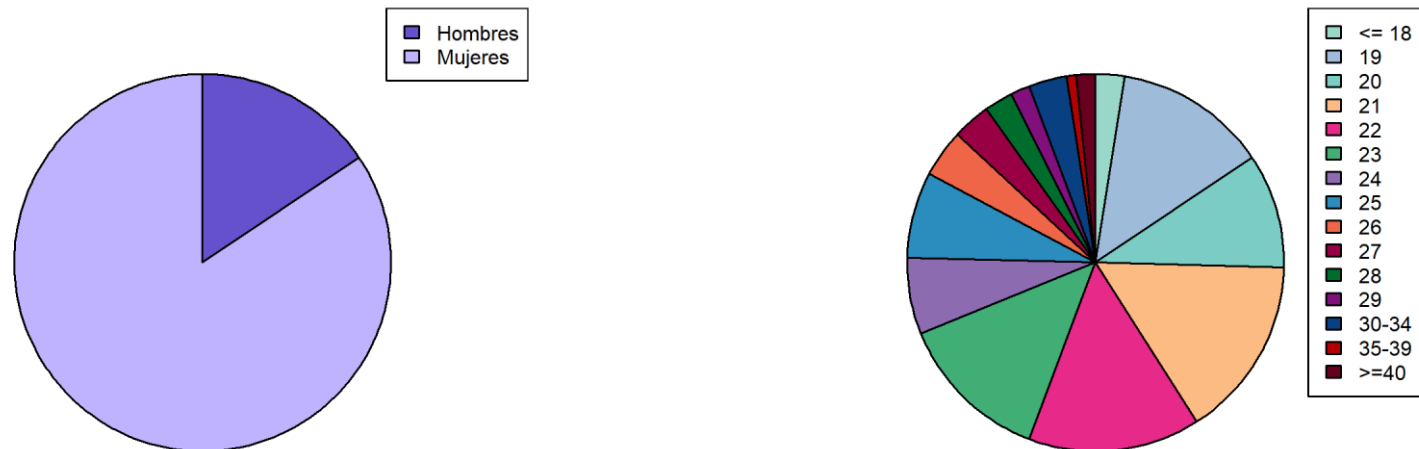
GRADUADO/A EN EDUCACIÓN PRIMARIA (MELILLA)

| Sexo | <= 18 | 19 | 20 | 21 | 22 | 23 | 24 | 25 | 26 | 27 | 28 | 29 | 30-34 | 35-39 | >=40 | TOTAL |
|----------------|-------|----|----|----|----|----|----|----|----|----|----|----|-------|-------|------|-------|
| Hombres | 3 | 4 | 15 | 12 | 9 | 9 | 4 | 4 | 2 | 0 | 0 | 0 | 2 | 0 | 0 | 64 |
| Mujeres | 12 | 21 | 19 | 16 | 14 | 12 | 4 | 7 | 6 | 6 | 3 | 2 | 7 | 2 | 2 | 133 |
| TOTAL | 15 | 25 | 34 | 28 | 23 | 21 | 8 | 11 | 8 | 6 | 3 | 2 | 9 | 2 | 2 | 197 |



GRADUADO/A EN EDUCACIÓN SOCIAL (MELILLA)

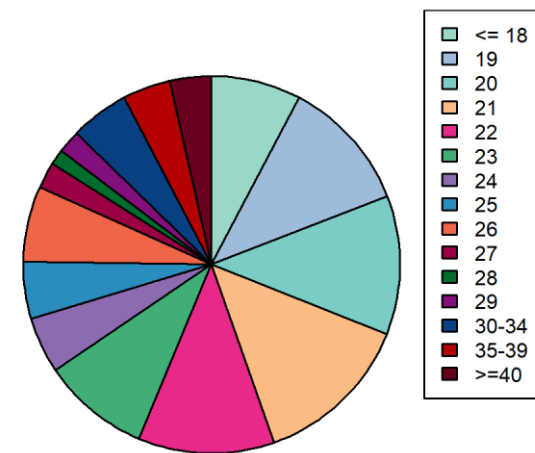
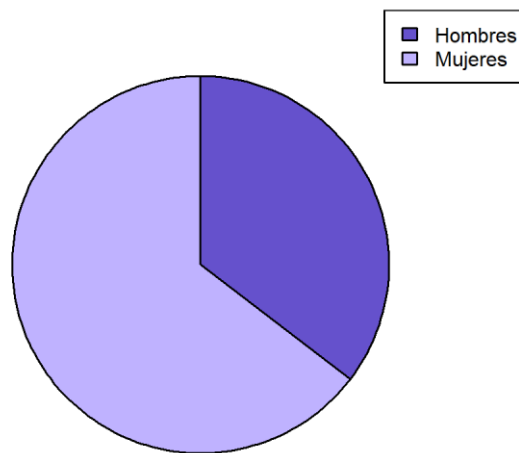
| Sexo | <= 18 | 19 | 20 | 21 | 22 | 23 | 24 | 25 | 26 | 27 | 28 | 29 | 30-34 | 35-39 | >=40 | TOTAL |
|--------------|----------|-----------|-----------|-----------|-----------|-----------|----------|----------|----------|----------|----------|----------|----------|----------|----------|------------|
| Hombres | 0 | 2 | 1 | 3 | 4 | 3 | 1 | 2 | 2 | 0 | 0 | 0 | 1 | 0 | 0 | 19 |
| Mujeres | 3 | 14 | 11 | 16 | 14 | 13 | 7 | 7 | 3 | 4 | 3 | 2 | 3 | 1 | 2 | 103 |
| TOTAL | 3 | 16 | 12 | 19 | 18 | 16 | 8 | 9 | 5 | 4 | 3 | 2 | 4 | 1 | 2 | 122 |





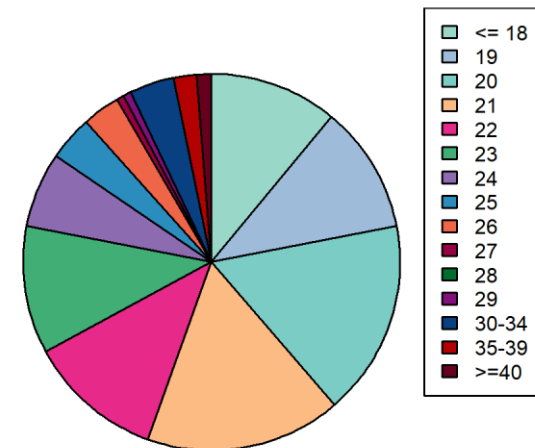
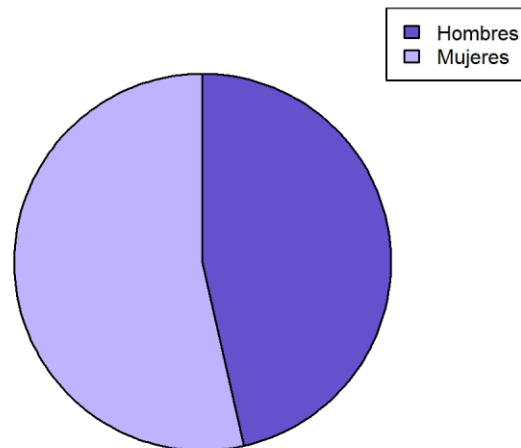
FACULTAD DE EDUCACIÓN, ECONOMÍA Y TECNOLOGÍA DE CEUTA

| Sexo | <= 18 | 19 | 20 | 21 | 22 | 23 | 24 | 25 | 26 | 27 | 28 | 29 | 30-34 | 35-39 | >=40 | TOTAL |
|--------------|-----------|-----------|-----------|------------|-----------|-----------|-----------|-----------|-----------|-----------|-----------|-----------|-----------|-----------|-----------|------------|
| Hombres | 20 | 36 | 36 | 39 | 30 | 22 | 13 | 8 | 11 | 8 | 4 | 7 | 12 | 10 | 11 | 267 |
| Mujeres | 38 | 50 | 54 | 64 | 58 | 48 | 23 | 29 | 38 | 9 | 6 | 8 | 26 | 21 | 16 | 488 |
| TOTAL | 58 | 86 | 90 | 103 | 88 | 70 | 36 | 37 | 49 | 17 | 10 | 15 | 38 | 31 | 27 | 755 |



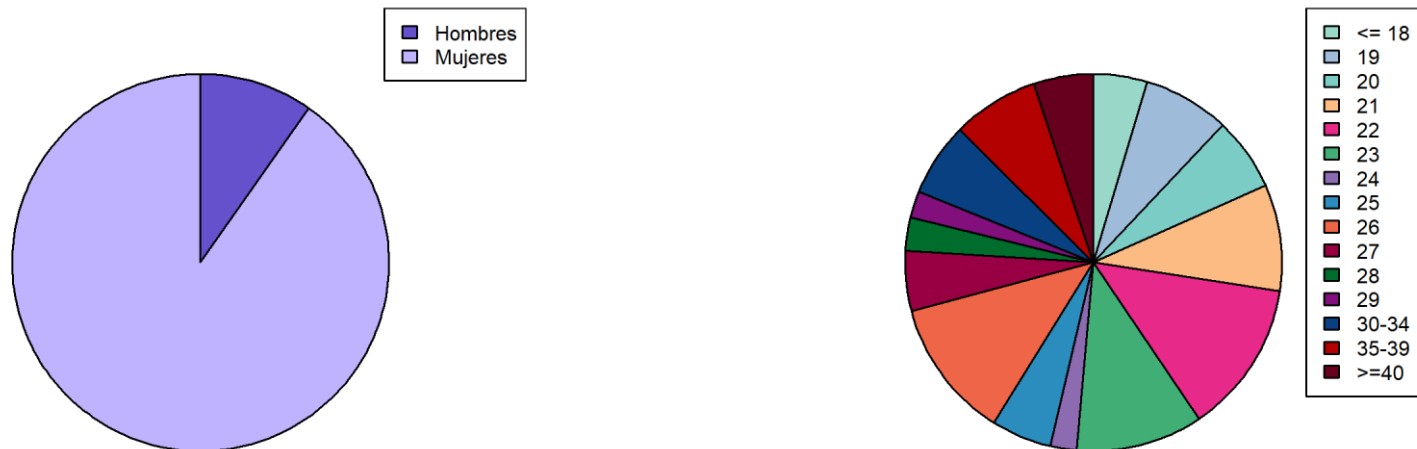
GRADUADO/A EN ADMINISTRACIÓN Y DIRECCIÓN DE EMPRESAS (CEUTA)

| Sexo | <= 18 | 19 | 20 | 21 | 22 | 23 | 24 | 25 | 26 | 27 | 28 | 29 | 30-34 | 35-39 | >=40 | TOTAL |
|----------------|-------|----|----|----|----|----|----|----|----|----|----|----|-------|-------|------|-------|
| Hombres | 6 | 8 | 11 | 8 | 9 | 9 | 7 | 2 | 2 | 0 | 0 | 1 | 5 | 3 | 1 | 72 |
| Mujeres | 11 | 9 | 15 | 18 | 9 | 8 | 3 | 4 | 3 | 1 | 0 | 0 | 1 | 0 | 1 | 83 |
| TOTAL | 17 | 17 | 26 | 26 | 18 | 17 | 10 | 6 | 5 | 1 | 0 | 1 | 6 | 3 | 2 | 155 |



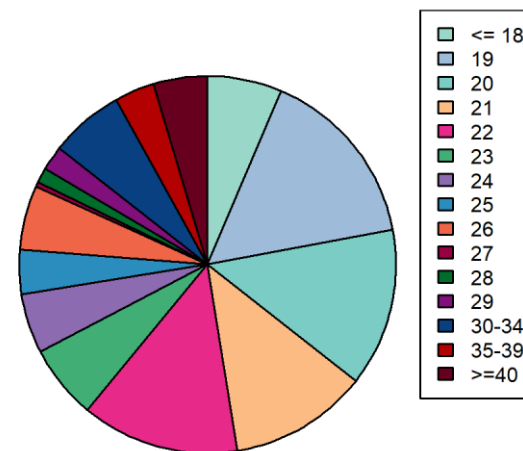
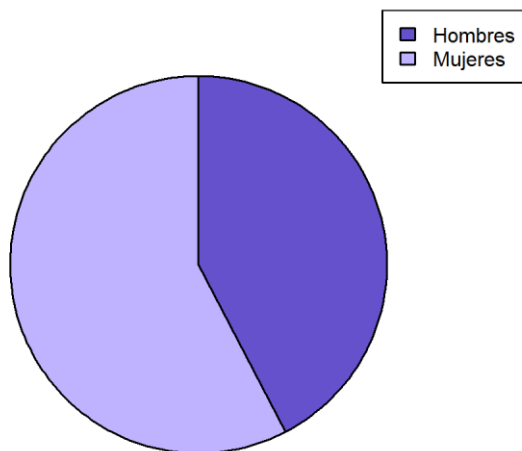
GRADUADO/A EN EDUCACIÓN INFANTIL (CEUTA)

| Sexo | <= 18 | 19 | 20 | 21 | 22 | 23 | 24 | 25 | 26 | 27 | 28 | 29 | 30-34 | 35-39 | >=40 | TOTAL |
|--------------|-------|----|----|----|----|----|----|----|----|----|----|----|-------|-------|------|-------|
| Hombres | 0 | 3 | 3 | 3 | 1 | 1 | 2 | 0 | 1 | 1 | 0 | 0 | 1 | 0 | 1 | 17 |
| Mujeres | 8 | 10 | 8 | 13 | 22 | 18 | 2 | 9 | 20 | 8 | 5 | 4 | 10 | 13 | 8 | 158 |
| TOTAL | 8 | 13 | 11 | 16 | 23 | 19 | 4 | 9 | 21 | 9 | 5 | 4 | 11 | 13 | 9 | 175 |



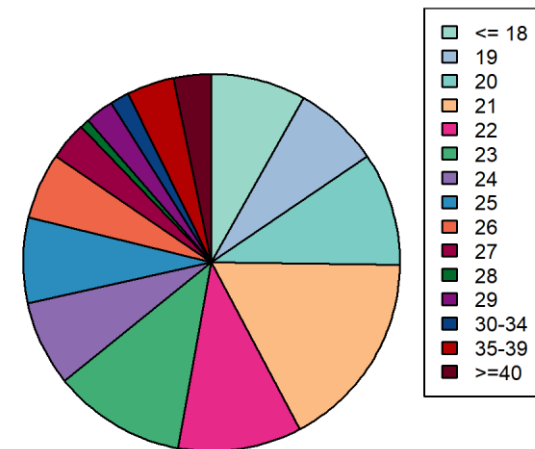
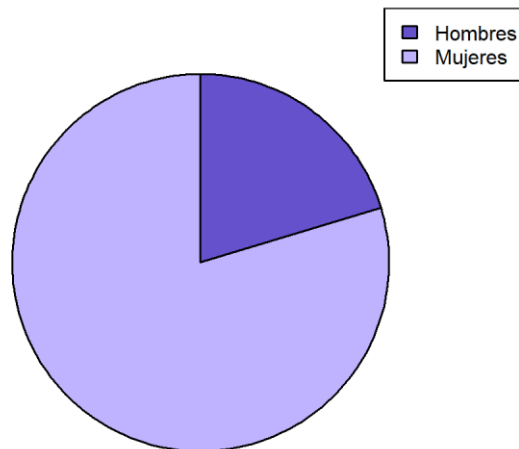
GRADUADO/A EN EDUCACIÓN PRIMARIA (CEUTA)

| Sexo | <= 18 | 19 | 20 | 21 | 22 | 23 | 24 | 25 | 26 | 27 | 28 | 29 | 30-34 | 35-39 | >=40 | TOTAL |
|--------------|-------|----|----|----|----|----|----|----|----|----|----|----|-------|-------|------|-------|
| Hombres | 6 | 15 | 12 | 17 | 14 | 7 | 3 | 3 | 5 | 1 | 2 | 2 | 3 | 4 | 6 | 100 |
| Mujeres | 9 | 22 | 20 | 11 | 18 | 8 | 9 | 6 | 8 | 0 | 1 | 3 | 12 | 4 | 5 | 136 |
| TOTAL | 15 | 37 | 32 | 28 | 32 | 15 | 12 | 9 | 13 | 1 | 3 | 5 | 15 | 8 | 11 | 236 |



GRADUADO/A EN EDUCACIÓN SOCIAL (CEUTA)

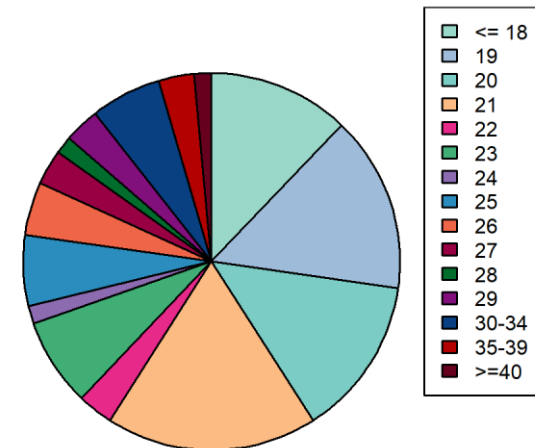
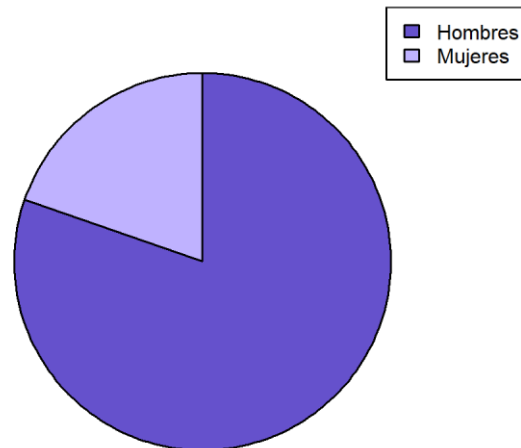
| Sexo | <= 18 | 19 | 20 | 21 | 22 | 23 | 24 | 25 | 26 | 27 | 28 | 29 | 30-34 | 35-39 | >=40 | TOTAL |
|----------------|-------|----|----|----|----|----|----|----|----|----|----|----|-------|-------|------|-------|
| Hombres | 2 | 1 | 1 | 4 | 4 | 1 | 0 | 0 | 1 | 4 | 1 | 2 | 1 | 1 | 2 | 25 |
| Mujeres | 8 | 8 | 11 | 17 | 9 | 13 | 9 | 9 | 6 | 0 | 0 | 1 | 1 | 4 | 2 | 98 |
| TOTAL | 10 | 9 | 12 | 21 | 13 | 14 | 9 | 9 | 7 | 4 | 1 | 3 | 2 | 5 | 4 | 123 |





GRADUADO/A EN INGENIERÍA INFORMÁTICA (CEUTA)

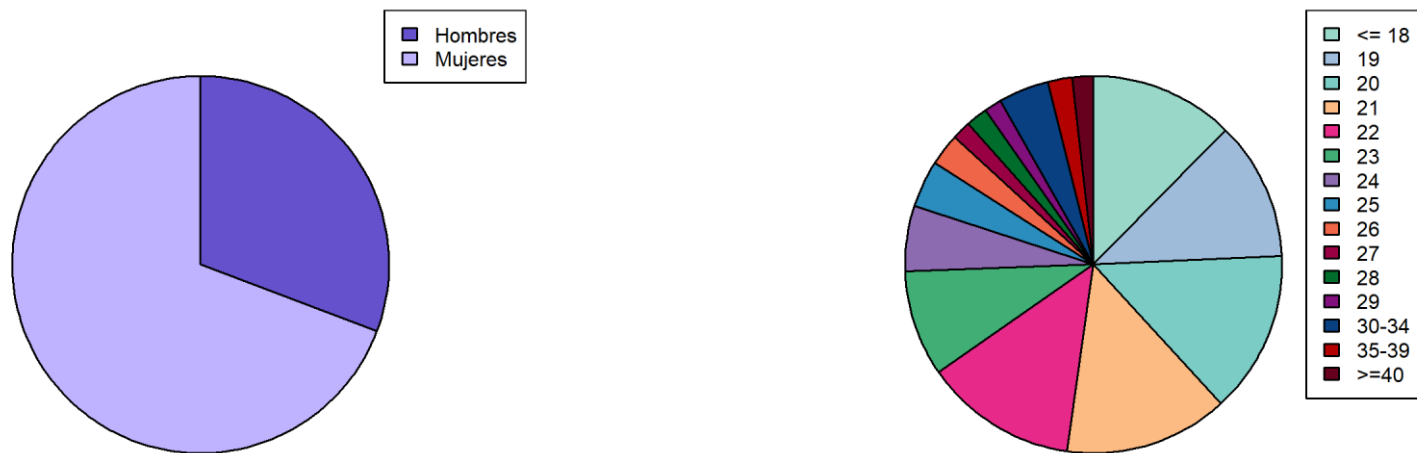
| Sexo | <= 18 | 19 | 20 | 21 | 22 | 23 | 24 | 25 | 26 | 27 | 28 | 29 | 30-34 | 35-39 | >=40 | TOTAL |
|---------|-------|----|----|----|----|----|----|----|----|----|----|----|-------|-------|------|-------|
| Hombres | 6 | 9 | 9 | 7 | 2 | 4 | 1 | 3 | 2 | 2 | 1 | 2 | 2 | 2 | 1 | 53 |
| Mujeres | 2 | 1 | 0 | 5 | 0 | 1 | 0 | 1 | 1 | 0 | 0 | 0 | 2 | 0 | 0 | 13 |
| TOTAL | 8 | 10 | 9 | 12 | 2 | 5 | 1 | 4 | 3 | 2 | 1 | 2 | 4 | 2 | 1 | 66 |





FACULTAD DE FARMACIA

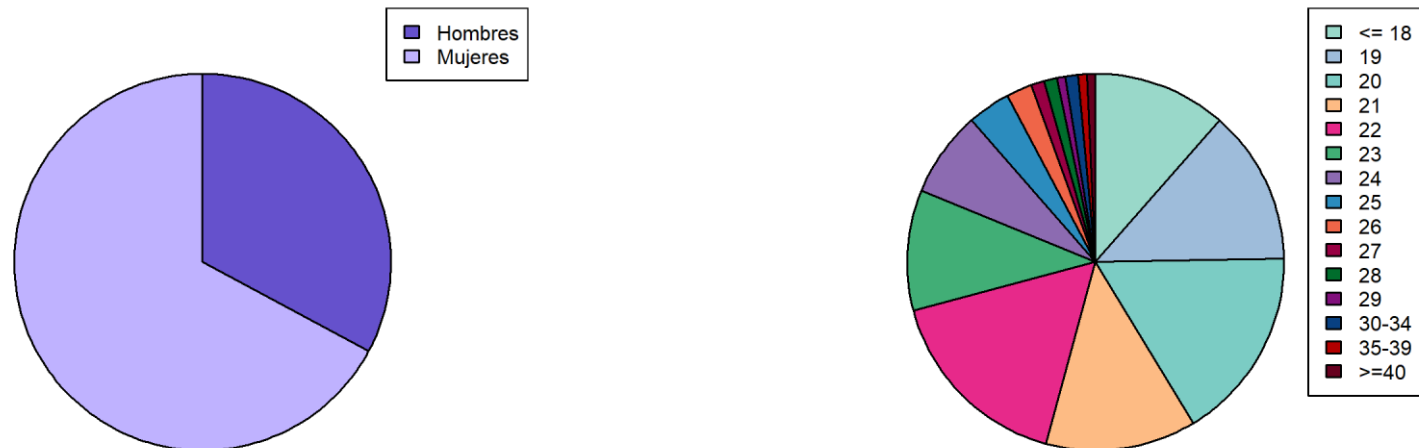
| Sexo | <= 18 | 19 | 20 | 21 | 22 | 23 | 24 | 25 | 26 | 27 | 28 | 29 | 30-34 | 35-39 | >=40 | TOTAL |
|--------------|------------|------------|------------|------------|------------|------------|------------|------------|-----------|-----------|-----------|-----------|------------|-----------|-----------|-------------|
| Hombres | 123 | 92 | 113 | 99 | 110 | 96 | 53 | 30 | 21 | 12 | 23 | 16 | 38 | 31 | 24 | 881 |
| Mujeres | 231 | 250 | 286 | 304 | 266 | 164 | 107 | 86 | 57 | 35 | 30 | 26 | 87 | 29 | 28 | 1986 |
| TOTAL | 354 | 342 | 399 | 403 | 376 | 260 | 160 | 116 | 78 | 47 | 53 | 42 | 125 | 60 | 52 | 2867 |





GRADUADO/A EN CIENCIA Y TECNOLOGÍA DE LOS ALIMENTOS

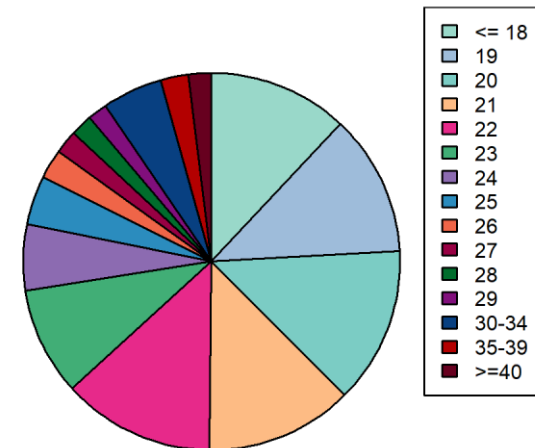
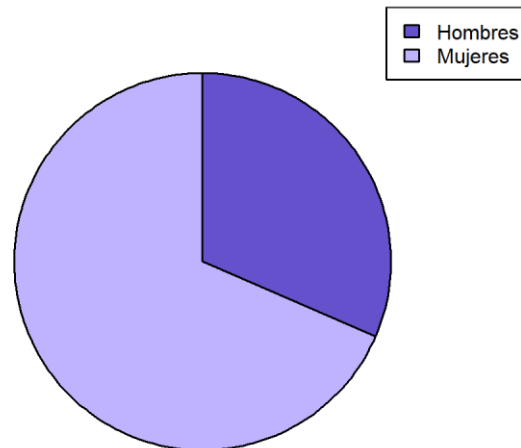
| Sexo | <= 18 | 19 | 20 | 21 | 22 | 23 | 24 | 25 | 26 | 27 | 28 | 29 | 30-34 | 35-39 | >=40 | TOTAL |
|--------------|-----------|-----------|-----------|-----------|-----------|-----------|-----------|-----------|----------|----------|----------|----------|----------|----------|----------|------------|
| Hombres | 10 | 9 | 14 | 7 | 17 | 10 | 8 | 3 | 1 | 2 | 2 | 2 | 1 | 1 | 2 | 89 |
| Mujeres | 21 | 27 | 31 | 28 | 28 | 18 | 12 | 7 | 5 | 1 | 1 | 0 | 2 | 1 | 0 | 182 |
| TOTAL | 31 | 36 | 45 | 35 | 45 | 28 | 20 | 10 | 6 | 3 | 3 | 2 | 3 | 2 | 2 | 271 |





GRADUADO/A EN FARMACIA

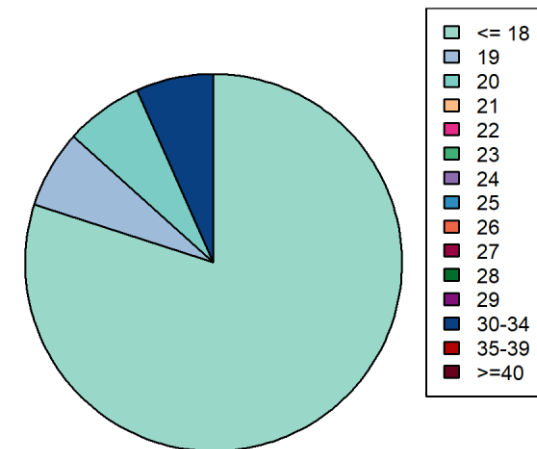
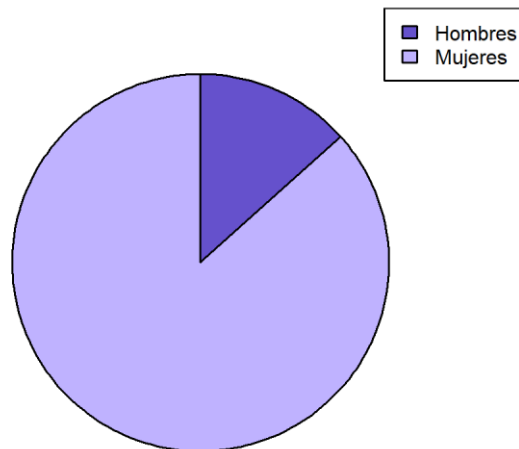
| Sexo | <= 18 | 19 | 20 | 21 | 22 | 23 | 24 | 25 | 26 | 27 | 28 | 29 | 30-34 | 35-39 | >=40 | TOTAL |
|---------|-------|-----|-----|-----|-----|-----|-----|----|----|----|----|----|-------|-------|------|-------|
| Hombres | 91 | 76 | 89 | 74 | 77 | 71 | 36 | 22 | 14 | 10 | 17 | 13 | 33 | 26 | 20 | 669 |
| Mujeres | 163 | 183 | 195 | 196 | 201 | 126 | 84 | 68 | 40 | 32 | 23 | 22 | 77 | 25 | 22 | 1457 |
| TOTAL | 254 | 259 | 284 | 270 | 278 | 197 | 120 | 90 | 54 | 42 | 40 | 35 | 110 | 51 | 42 | 2126 |





GRADUADO/A EN NUTRIC.HNA.Y DIETÉT.-CIENCIA TECNOL. ALIMENTOS

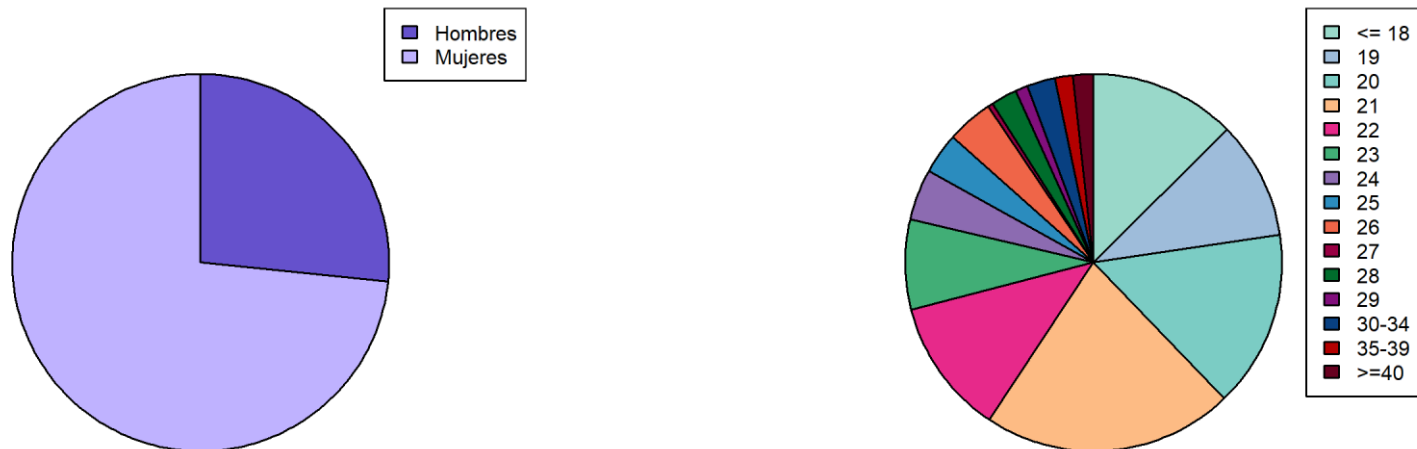
| Sexo | <= 18 | 19 | 20 | 21 | 22 | 23 | 24 | 25 | 26 | 27 | 28 | 29 | 30-34 | 35-39 | >=40 | TOTAL |
|---------|-------|----|----|----|----|----|----|----|----|----|----|----|-------|-------|------|-------|
| Hombres | 2 | 0 | 0 | 0 | 0 | 0 | 0 | 0 | 0 | 0 | 0 | 0 | 0 | 0 | 0 | 2 |
| Mujeres | 10 | 1 | 1 | 0 | 0 | 0 | 0 | 0 | 0 | 0 | 0 | 0 | 1 | 0 | 0 | 13 |
| TOTAL | 12 | 1 | 1 | 0 | 0 | 0 | 0 | 0 | 0 | 0 | 0 | 0 | 1 | 0 | 0 | 15 |





GRADUADO/A EN NUTRICIÓN HUMANA Y DIETÉTICA

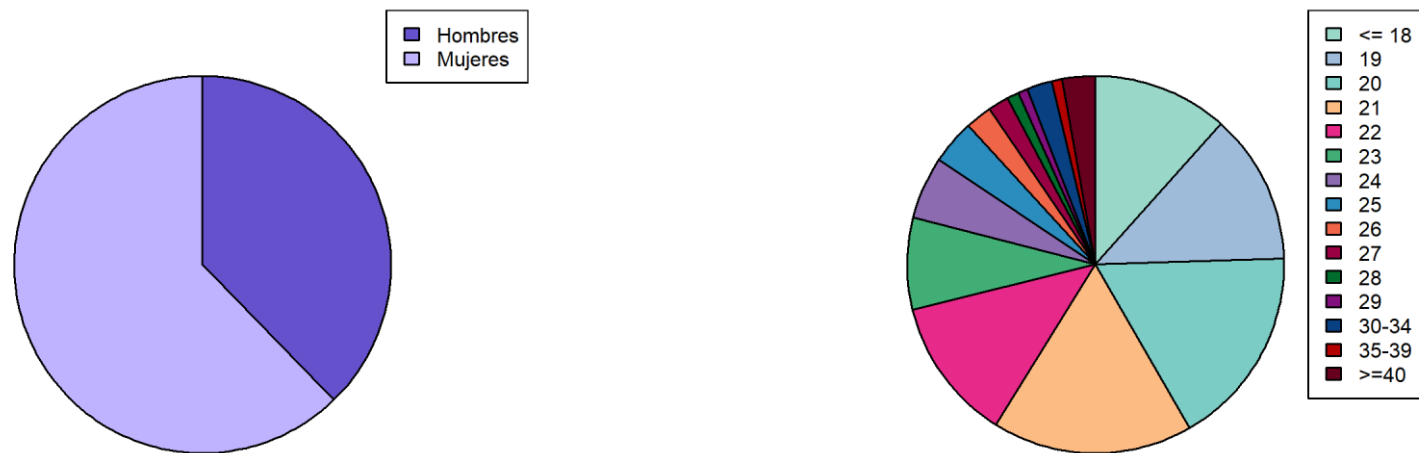
| Sexo | <= 18 | 19 | 20 | 21 | 22 | 23 | 24 | 25 | 26 | 27 | 28 | 29 | 30-34 | 35-39 | >=40 | TOTAL |
|---------|-------|----|----|----|----|----|----|----|----|----|----|----|-------|-------|------|-------|
| Hombres | 20 | 7 | 10 | 18 | 16 | 15 | 9 | 5 | 6 | 0 | 4 | 1 | 4 | 4 | 2 | 121 |
| Mujeres | 37 | 39 | 59 | 80 | 37 | 20 | 11 | 11 | 12 | 2 | 6 | 4 | 7 | 3 | 6 | 334 |
| TOTAL | 57 | 46 | 69 | 98 | 53 | 35 | 20 | 16 | 18 | 2 | 10 | 5 | 11 | 7 | 8 | 455 |





FACULTAD DE FILOSOFÍA Y LETRAS

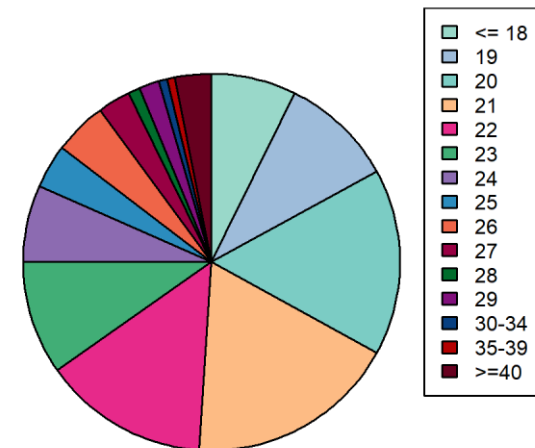
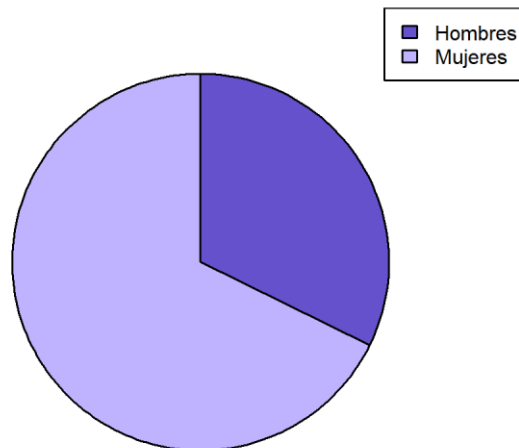
| Sexo | <= 18 | 19 | 20 | 21 | 22 | 23 | 24 | 25 | 26 | 27 | 28 | 29 | 30-34 | 35-39 | >=40 | TOTAL |
|--------------|------------|------------|------------|------------|------------|------------|------------|------------|------------|-----------|-----------|-----------|------------|-----------|------------|-------------|
| Hombres | 175 | 208 | 265 | 257 | 212 | 158 | 125 | 81 | 63 | 45 | 28 | 23 | 53 | 27 | 64 | 1784 |
| Mujeres | 373 | 403 | 548 | 554 | 370 | 215 | 127 | 100 | 44 | 39 | 21 | 16 | 48 | 16 | 71 | 2945 |
| TOTAL | 548 | 611 | 813 | 811 | 582 | 373 | 252 | 181 | 107 | 84 | 49 | 39 | 101 | 43 | 135 | 4729 |





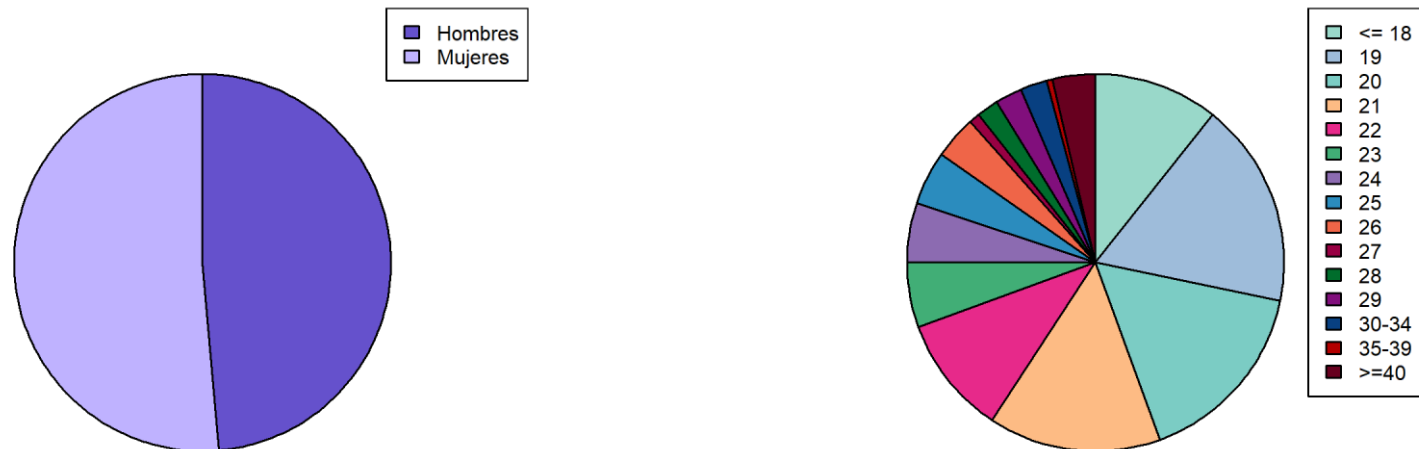
GRADUADO/A EN ANTROPOLOGÍA SOCIAL Y CULTURAL

| Sexo | <= 18 | 19 | 20 | 21 | 22 | 23 | 24 | 25 | 26 | 27 | 28 | 29 | 30-34 | 35-39 | >=40 | TOTAL |
|--------------|-----------|-----------|-----------|-----------|-----------|-----------|-----------|-----------|-----------|----------|----------|----------|----------|----------|----------|------------|
| Hombres | 7 | 9 | 11 | 11 | 10 | 9 | 6 | 5 | 7 | 5 | 2 | 4 | 2 | 1 | 4 | 93 |
| Mujeres | 14 | 19 | 35 | 41 | 31 | 19 | 13 | 6 | 6 | 3 | 1 | 1 | 0 | 1 | 5 | 195 |
| TOTAL | 21 | 28 | 46 | 52 | 41 | 28 | 19 | 11 | 13 | 8 | 3 | 5 | 2 | 2 | 9 | 288 |



GRADUADO/A EN ARQUEOLOGÍA

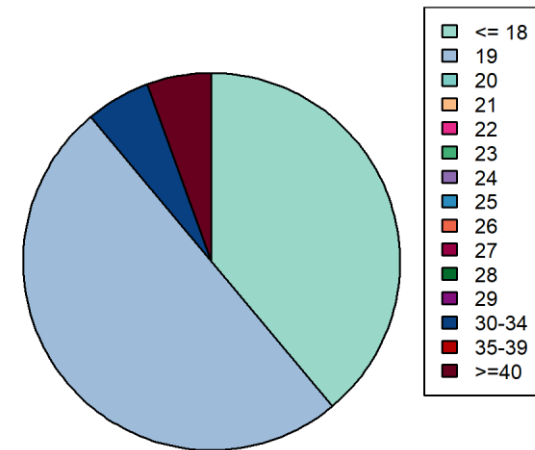
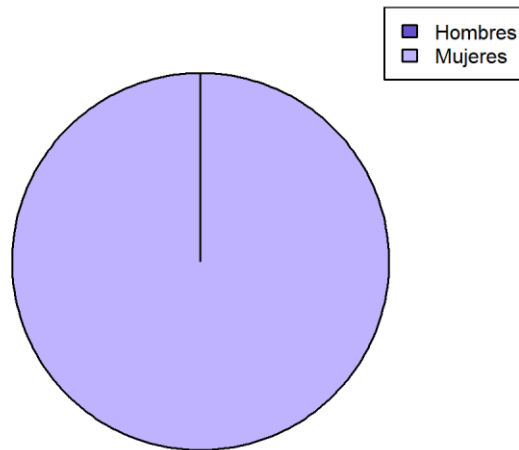
| Sexo | <= 18 | 19 | 20 | 21 | 22 | 23 | 24 | 25 | 26 | 27 | 28 | 29 | 30-34 | 35-39 | >=40 | TOTAL |
|----------------|-------|----|----|----|----|----|----|----|----|----|----|----|-------|-------|------|-------|
| Hombres | 9 | 18 | 13 | 15 | 12 | 4 | 8 | 5 | 4 | 1 | 4 | 4 | 3 | 1 | 4 | 105 |
| Mujeres | 14 | 20 | 22 | 17 | 10 | 8 | 3 | 5 | 4 | 1 | 0 | 1 | 2 | 0 | 4 | 111 |
| TOTAL | 23 | 38 | 35 | 32 | 22 | 12 | 11 | 10 | 8 | 2 | 4 | 5 | 5 | 1 | 8 | 216 |





GRUADO/A EN EDUCACIÓN PRIMARIA Y ESTUDIOS FRANCESES


| Sexo | <= 18 | 19 | 20 | 21 | 22 | 23 | 24 | 25 | 26 | 27 | 28 | 29 | 30-34 | 35-39 | >=40 | TOTAL |
|---------|-------|----|----|----|----|----|----|----|----|----|----|----|-------|-------|------|-------|
| Hombres | 0 | 0 | 0 | 0 | 0 | 0 | 0 | 0 | 0 | 0 | 0 | 0 | 0 | 0 | 0 | 0 |
| Mujeres | 7 | 9 | 0 | 0 | 0 | 0 | 0 | 0 | 0 | 0 | 0 | 0 | 1 | 0 | 1 | 18 |
| TOTAL | 7 | 9 | 0 | 0 | 0 | 0 | 0 | 0 | 0 | 0 | 0 | 0 | 1 | 0 | 1 | 18 |





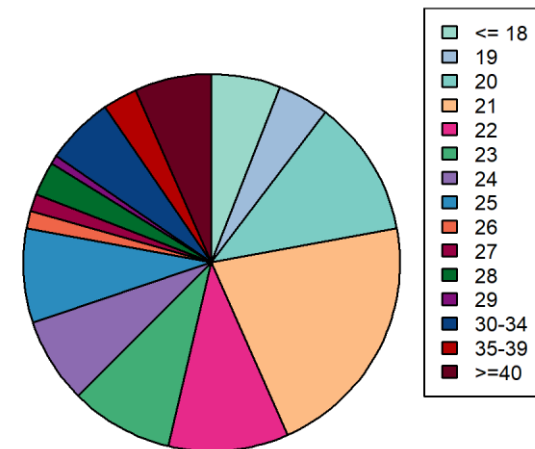
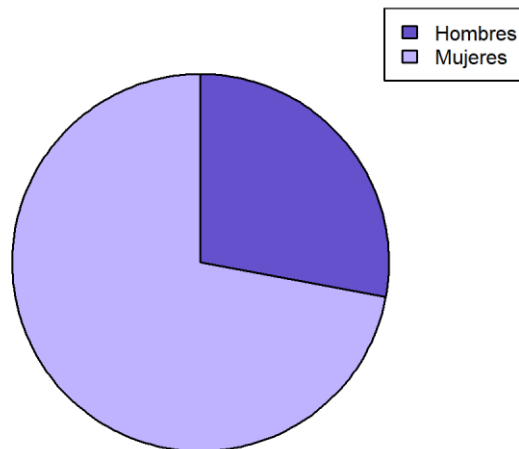
GRADUADO/A EN EDUCACIÓN PRIMARIA Y ESTUDIOS INGLESES

| Sexo | <= 18 | 19 | 20 | 21 | 22 | 23 | 24 | 25 | 26 | 27 | 28 | 29 | 30-34 | 35-39 | >=40 | TOTAL |
|---------|-------|----|----|----|----|----|----|----|----|----|----|----|-------|-------|------|-------|
| Hombres | 2 | 0 | 0 | 0 | 0 | 0 | 0 | 0 | 0 | 0 | 0 | 0 | 0 | 0 | 0 | 2 |
| Mujeres | 7 | 9 | 1 | 1 | 0 | 0 | 0 | 0 | 0 | 0 | 1 | 0 | 0 | 1 | 0 | 20 |
| TOTAL | 9 | 9 | 1 | 1 | 0 | 0 | 0 | 0 | 0 | 0 | 1 | 0 | 0 | 1 | 0 | 22 |



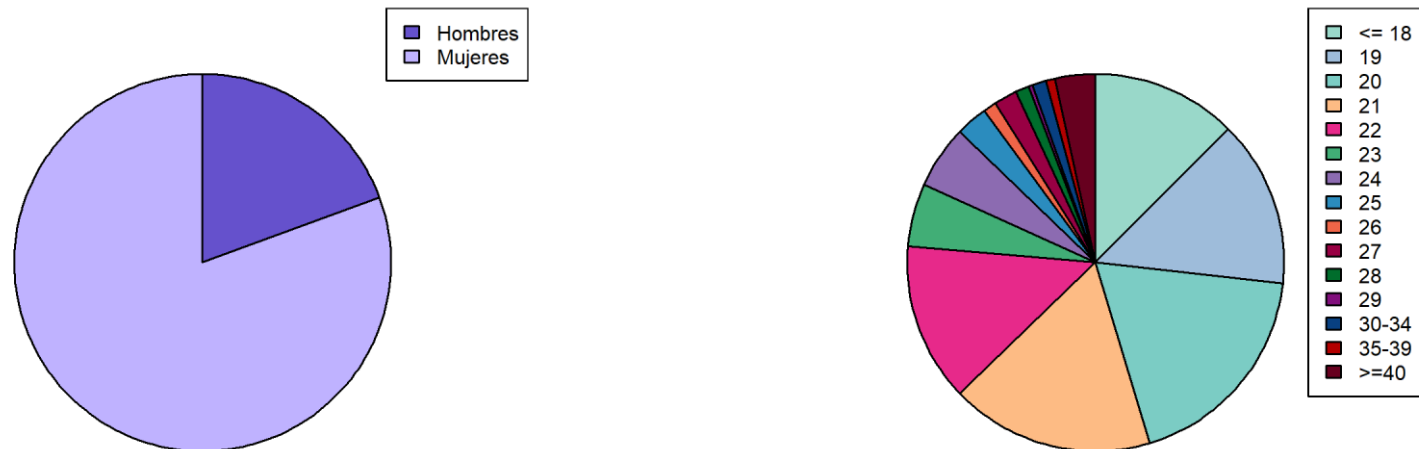
GRADUADO/A EN ESTUDIOS ÁRABES E ISLÁMICOS

| Sexo | <= 18 | 19 | 20 | 21 | 22 | 23 | 24 | 25 | 26 | 27 | 28 | 29 | 30-34 | 35-39 | >=40 | TOTAL |
|--------------|----------|----------|-----------|-----------|-----------|-----------|-----------|-----------|----------|----------|----------|----------|----------|----------|----------|------------|
| Hombres | 4 | 1 | 1 | 6 | 3 | 2 | 4 | 5 | 1 | 1 | 1 | 0 | 4 | 3 | 2 | 38 |
| Mujeres | 4 | 5 | 15 | 23 | 11 | 10 | 6 | 6 | 1 | 1 | 3 | 1 | 4 | 1 | 7 | 98 |
| TOTAL | 8 | 6 | 16 | 29 | 14 | 12 | 10 | 11 | 2 | 2 | 4 | 1 | 8 | 4 | 9 | 136 |



GRADUADO/A EN ESTUDIOS FRANCESES

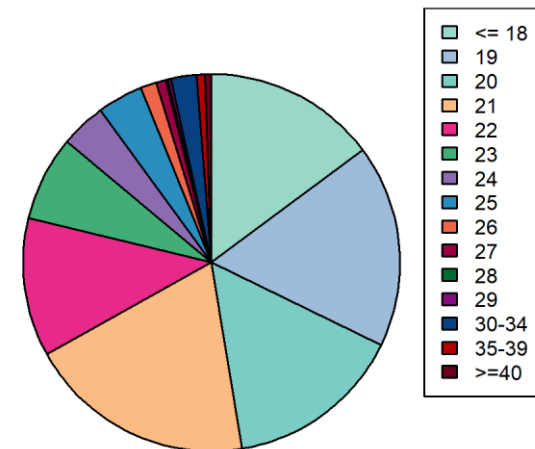
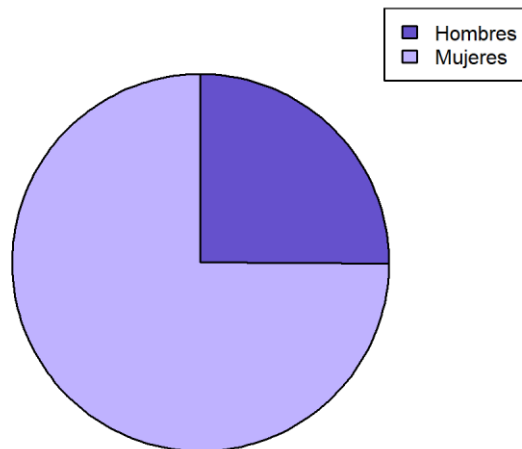
| Sexo | <= 18 | 19 | 20 | 21 | 22 | 23 | 24 | 25 | 26 | 27 | 28 | 29 | 30-34 | 35-39 | >=40 | TOTAL |
|--------------|-----------|-----------|-----------|-----------|-----------|-----------|-----------|----------|----------|----------|----------|----------|----------|----------|----------|------------|
| Hombres | 5 | 5 | 8 | 8 | 6 | 4 | 4 | 1 | 2 | 2 | 0 | 0 | 0 | 1 | 4 | 50 |
| Mujeres | 27 | 32 | 40 | 37 | 29 | 10 | 10 | 6 | 1 | 3 | 3 | 1 | 3 | 1 | 5 | 208 |
| TOTAL | 32 | 37 | 48 | 45 | 35 | 14 | 14 | 7 | 3 | 5 | 3 | 1 | 3 | 2 | 9 | 258 |





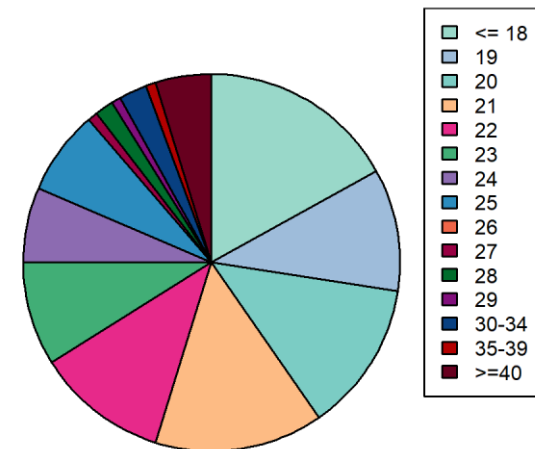
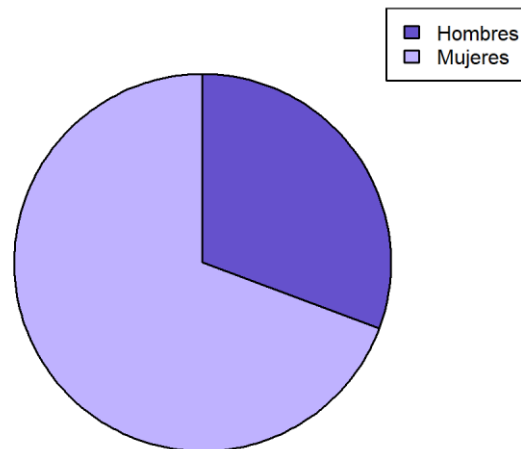
GRADUADO/A EN ESTUDIOS INGLESES

| Sexo | <= 18 | 19 | 20 | 21 | 22 | 23 | 24 | 25 | 26 | 27 | 28 | 29 | 30-34 | 35-39 | >=40 | TOTAL |
|----------------|-------|-----|-----|-----|----|----|----|----|----|----|----|----|-------|-------|------|-------|
| Hombres | 22 | 23 | 23 | 34 | 22 | 18 | 5 | 11 | 4 | 3 | 0 | 0 | 8 | 5 | 2 | 180 |
| Mujeres | 84 | 102 | 86 | 106 | 63 | 34 | 23 | 17 | 6 | 3 | 1 | 2 | 8 | 0 | 2 | 537 |
| TOTAL | 106 | 125 | 109 | 140 | 85 | 52 | 28 | 28 | 10 | 6 | 1 | 2 | 16 | 5 | 4 | 717 |



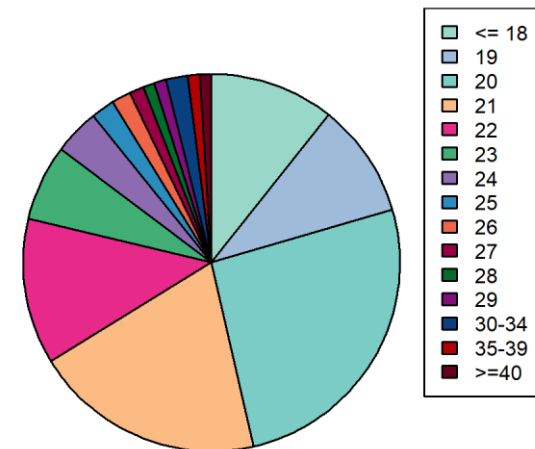
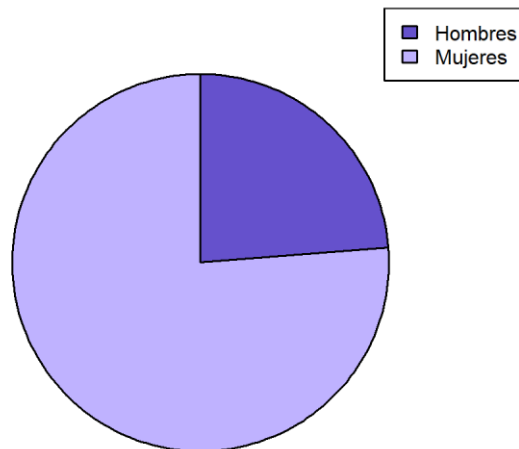
GRADUADO/A EN FILOLOGÍA CLÁSICA

| Sexo | <= 18 | 19 | 20 | 21 | 22 | 23 | 24 | 25 | 26 | 27 | 28 | 29 | 30-34 | 35-39 | >=40 | TOTAL |
|--------------|-----------|-----------|-----------|-----------|-----------|-----------|----------|----------|----------|----------|----------|----------|----------|----------|----------|------------|
| Hombres | 5 | 5 | 4 | 2 | 5 | 4 | 3 | 2 | 0 | 1 | 1 | 1 | 1 | 1 | 3 | 38 |
| Mujeres | 16 | 8 | 12 | 16 | 9 | 7 | 5 | 7 | 0 | 0 | 1 | 0 | 2 | 0 | 3 | 86 |
| TOTAL | 21 | 13 | 16 | 18 | 14 | 11 | 8 | 9 | 0 | 1 | 2 | 1 | 3 | 1 | 6 | 124 |



GRADUADO/A EN FILOLOGÍA HISPÁNICA

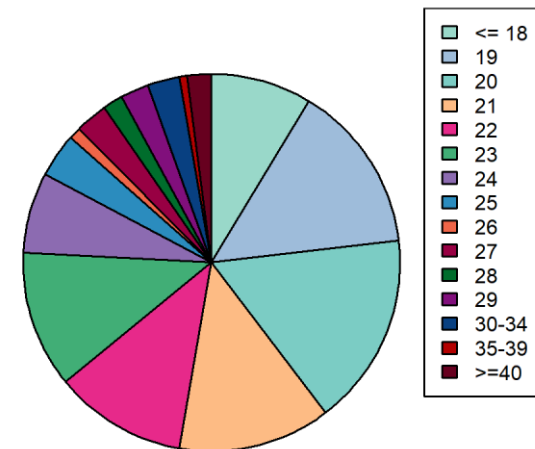
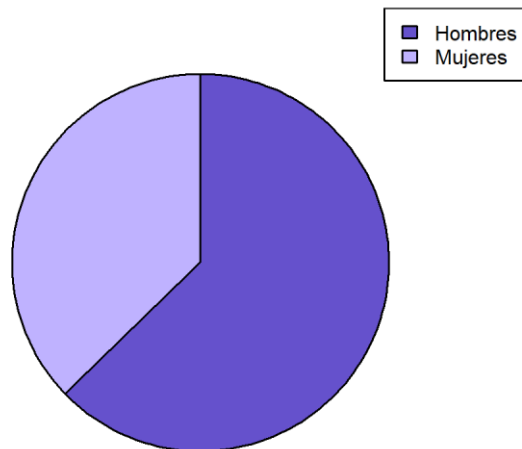
| Sexo | <= 18 | 19 | 20 | 21 | 22 | 23 | 24 | 25 | 26 | 27 | 28 | 29 | 30-34 | 35-39 | >=40 | TOTAL |
|--------------|-----------|-----------|------------|-----------|-----------|-----------|-----------|-----------|----------|----------|----------|----------|----------|----------|----------|------------|
| Hombres | 10 | 13 | 27 | 19 | 10 | 11 | 6 | 2 | 5 | 2 | 5 | 1 | 4 | 1 | 0 | 116 |
| Mujeres | 42 | 35 | 100 | 78 | 51 | 21 | 13 | 8 | 3 | 4 | 0 | 4 | 5 | 4 | 5 | 373 |
| TOTAL | 52 | 48 | 127 | 97 | 61 | 32 | 19 | 10 | 8 | 6 | 5 | 5 | 9 | 5 | 5 | 489 |





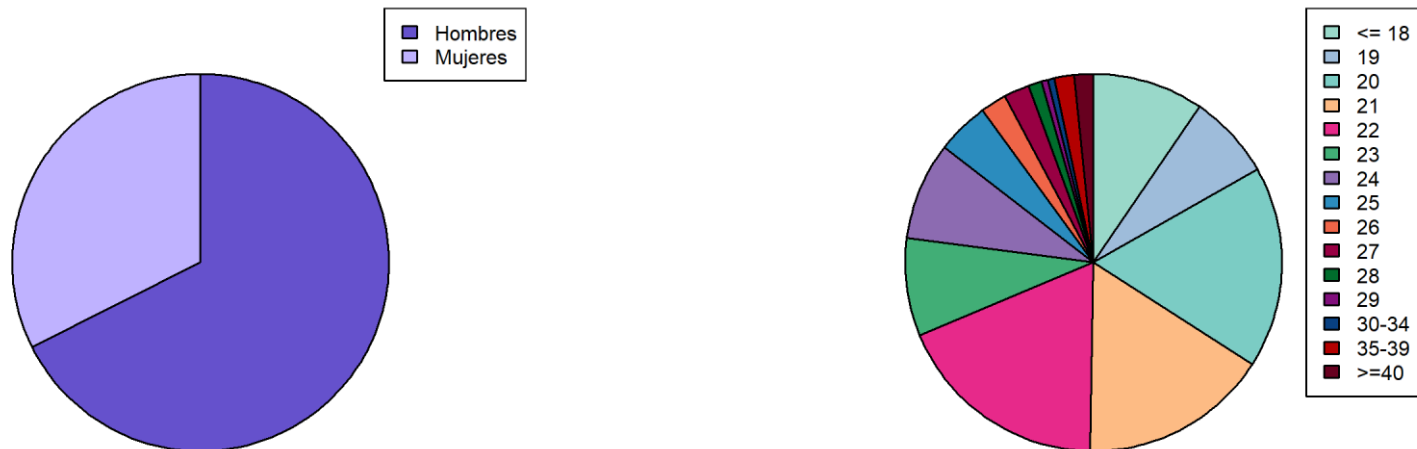
GRADUADO/A EN FILOSOFÍA

| Sexo | <= 18 | 19 | 20 | 21 | 22 | 23 | 24 | 25 | 26 | 27 | 28 | 29 | 30-34 | 35-39 | >=40 | TOTAL |
|--------------|-------|----|----|----|----|----|----|----|----|----|----|----|-------|-------|------|-------|
| Hombres | 12 | 24 | 29 | 23 | 23 | 23 | 14 | 6 | 2 | 7 | 2 | 4 | 7 | 1 | 5 | 182 |
| Mujeres | 13 | 18 | 19 | 15 | 10 | 11 | 6 | 5 | 1 | 1 | 3 | 3 | 1 | 1 | 1 | 108 |
| TOTAL | 25 | 42 | 48 | 38 | 33 | 34 | 20 | 11 | 3 | 8 | 5 | 7 | 8 | 2 | 6 | 290 |



GRADUADO/A EN GEOGRAFÍA Y GESTIÓN DEL TERRITORIO

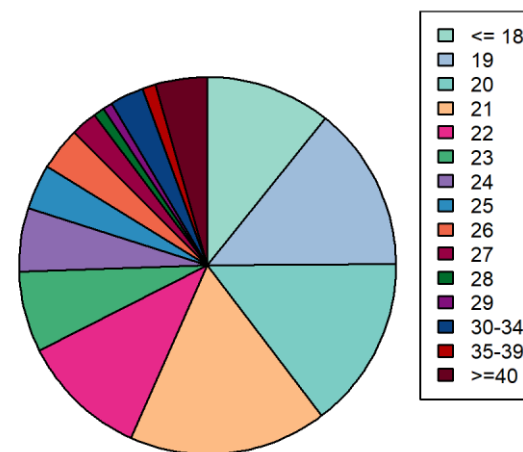
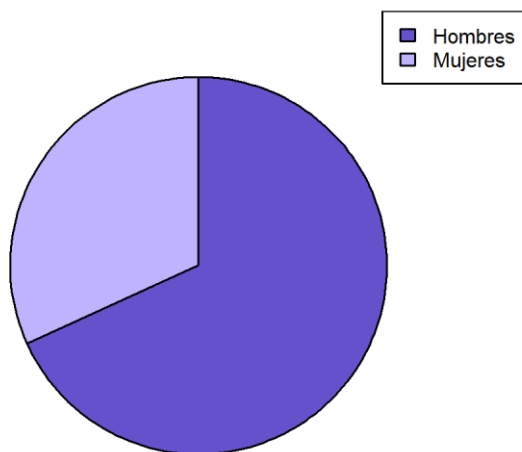
| Sexo | <= 18 | 19 | 20 | 21 | 22 | 23 | 24 | 25 | 26 | 27 | 28 | 29 | 30-34 | 35-39 | >=40 | TOTAL |
|--------------|-------|----|----|----|----|----|----|----|----|----|----|----|-------|-------|------|-------|
| Hombres | 12 | 7 | 21 | 17 | 22 | 9 | 11 | 8 | 2 | 3 | 2 | 1 | 0 | 3 | 3 | 121 |
| Mujeres | 5 | 6 | 10 | 12 | 11 | 6 | 4 | 0 | 2 | 1 | 0 | 0 | 1 | 0 | 0 | 58 |
| TOTAL | 17 | 13 | 31 | 29 | 33 | 15 | 15 | 8 | 4 | 4 | 2 | 1 | 1 | 3 | 3 | 179 |





GRADUADO/A EN HISTORIA

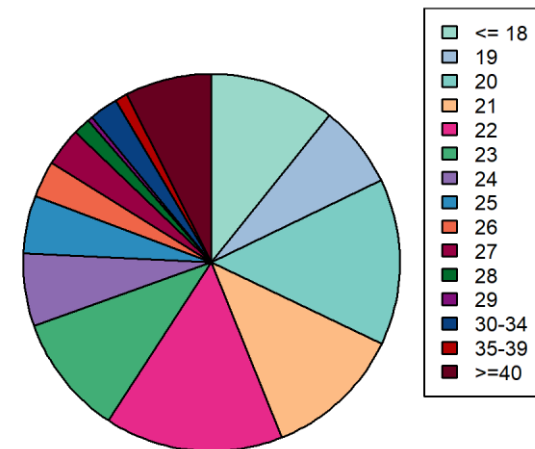
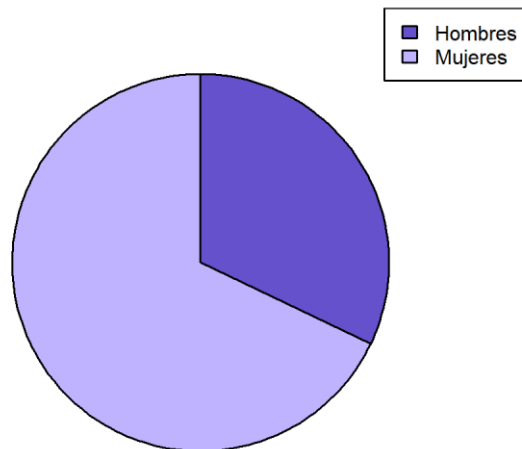
| Sexo | <= 18 | 19 | 20 | 21 | 22 | 23 | 24 | 25 | 26 | 27 | 28 | 29 | 30-34 | 35-39 | >=40 | TOTAL |
|---------|-------|----|----|-----|----|----|----|----|----|----|----|----|-------|-------|------|-------|
| Hombres | 49 | 65 | 57 | 60 | 46 | 30 | 28 | 17 | 18 | 10 | 4 | 4 | 15 | 4 | 18 | 425 |
| Mujeres | 18 | 23 | 35 | 46 | 22 | 13 | 6 | 7 | 5 | 4 | 2 | 1 | 3 | 3 | 10 | 198 |
| TOTAL | 67 | 88 | 92 | 106 | 68 | 43 | 34 | 24 | 23 | 14 | 6 | 5 | 18 | 7 | 28 | 623 |





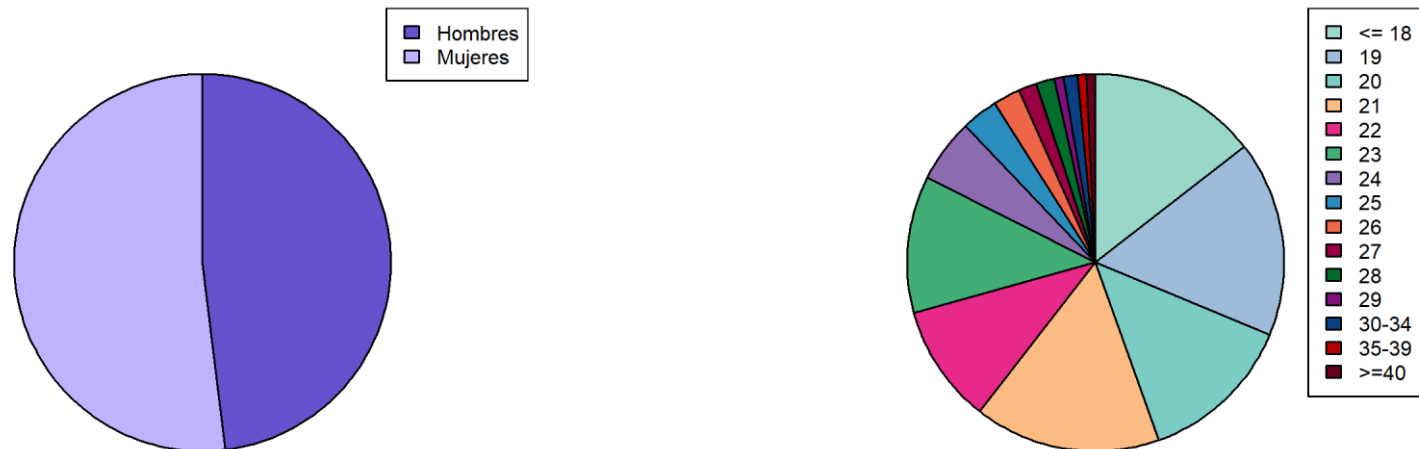
GRADUADO/A EN HISTORIA DEL ARTE

| Sexo | <= 18 | 19 | 20 | 21 | 22 | 23 | 24 | 25 | 26 | 27 | 28 | 29 | 30-34 | 35-39 | >=40 | TOTAL |
|----------------|-------|----|----|----|----|----|----|----|----|----|----|----|-------|-------|------|-------|
| Hombres | 16 | 6 | 25 | 20 | 23 | 15 | 13 | 8 | 6 | 3 | 2 | 0 | 3 | 2 | 13 | 155 |
| Mujeres | 36 | 28 | 44 | 37 | 51 | 35 | 17 | 16 | 9 | 13 | 5 | 2 | 9 | 3 | 23 | 328 |
| TOTAL | 52 | 34 | 69 | 57 | 74 | 50 | 30 | 24 | 15 | 16 | 7 | 2 | 12 | 5 | 36 | 483 |



GRADUADO/A EN HISTORIA Y CIENCIAS DE LA MÚSICA

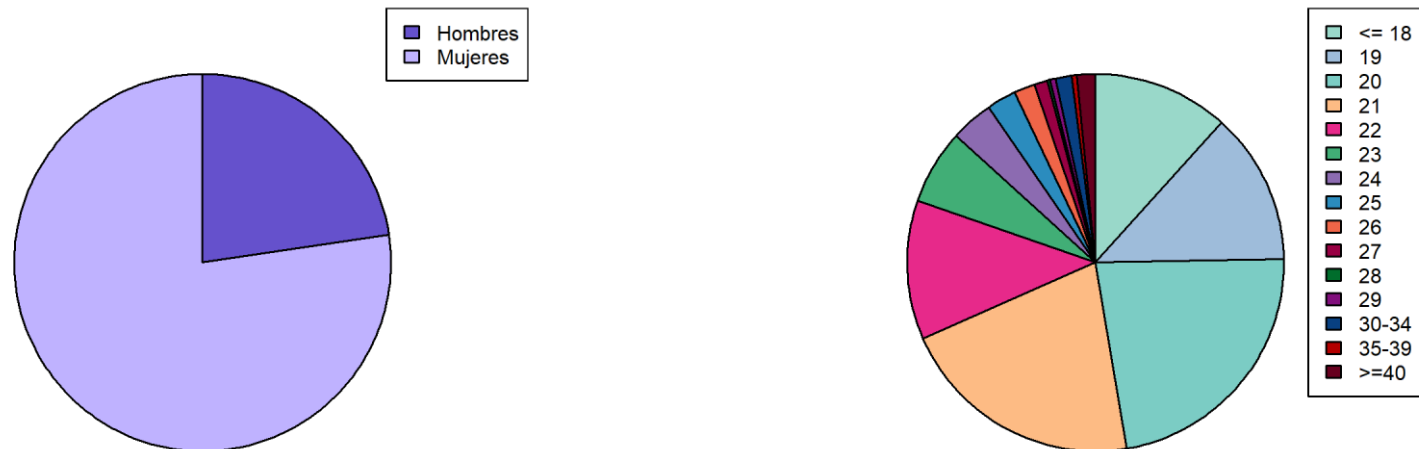
| Sexo | <= 18 | 19 | 20 | 21 | 22 | 23 | 24 | 25 | 26 | 27 | 28 | 29 | 30-34 | 35-39 | >=40 | TOTAL |
|--------------|-----------|-----------|-----------|-----------|-----------|-----------|-----------|----------|----------|----------|----------|----------|----------|----------|----------|------------|
| Hombres | 10 | 17 | 16 | 15 | 15 | 18 | 9 | 7 | 5 | 1 | 3 | 2 | 1 | 2 | 2 | 123 |
| Mujeres | 27 | 26 | 18 | 26 | 11 | 12 | 5 | 1 | 1 | 3 | 1 | 0 | 2 | 0 | 0 | 133 |
| TOTAL | 37 | 43 | 34 | 41 | 26 | 30 | 14 | 8 | 6 | 4 | 4 | 2 | 3 | 2 | 2 | 256 |





GRADUADO/A EN LENGUAS MODERNAS Y SUS LITERATURAS

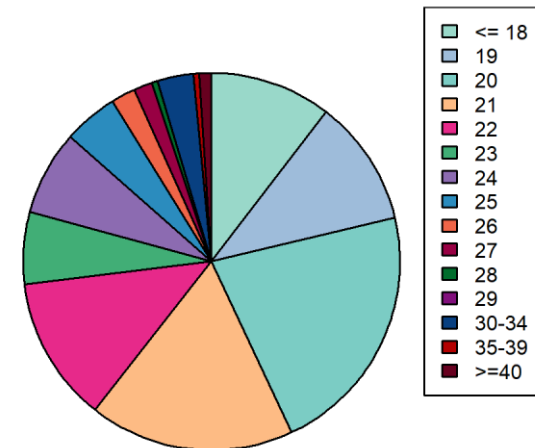
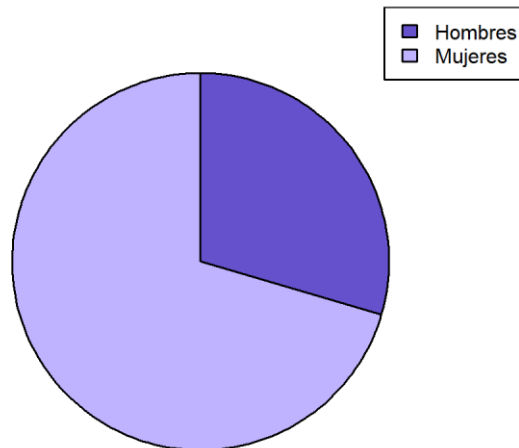
| Sexo | <= 18 | 19 | 20 | 21 | 22 | 23 | 24 | 25 | 26 | 27 | 28 | 29 | 30-34 | 35-39 | >=40 | TOTAL |
|--------------|-----------|-----------|-----------|-----------|-----------|-----------|-----------|-----------|----------|----------|----------|----------|----------|----------|----------|------------|
| Hombres | 10 | 10 | 20 | 20 | 6 | 7 | 6 | 2 | 4 | 5 | 1 | 2 | 2 | 1 | 3 | 99 |
| Mujeres | 41 | 47 | 79 | 72 | 46 | 21 | 10 | 9 | 4 | 0 | 0 | 0 | 4 | 1 | 4 | 338 |
| TOTAL | 51 | 57 | 99 | 92 | 52 | 28 | 16 | 11 | 8 | 5 | 1 | 2 | 6 | 2 | 7 | 437 |





GRADUADO/A EN LITERATURAS COMPARADAS

| Sexo | <= 18 | 19 | 20 | 21 | 22 | 23 | 24 | 25 | 26 | 27 | 28 | 29 | 30-34 | 35-39 | >=40 | TOTAL |
|--------------|-----------|-----------|-----------|-----------|-----------|-----------|-----------|----------|----------|----------|----------|----------|----------|----------|----------|------------|
| Hombres | 2 | 5 | 10 | 7 | 9 | 4 | 8 | 2 | 3 | 1 | 1 | 0 | 3 | 1 | 1 | 57 |
| Mujeres | 18 | 16 | 32 | 27 | 15 | 8 | 6 | 7 | 1 | 2 | 0 | 0 | 3 | 0 | 1 | 136 |
| TOTAL | 20 | 21 | 42 | 34 | 24 | 12 | 14 | 9 | 4 | 3 | 1 | 0 | 6 | 1 | 2 | 193 |

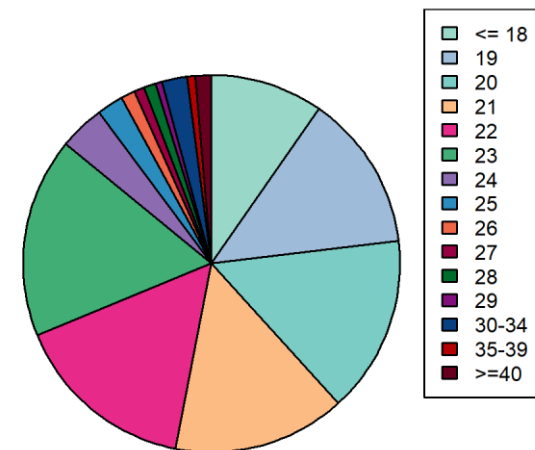
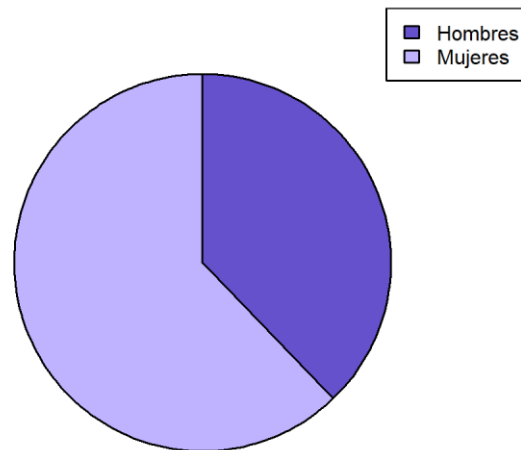




FACULTAD DE MEDICINA

GRADUADO/A EN MEDICINA

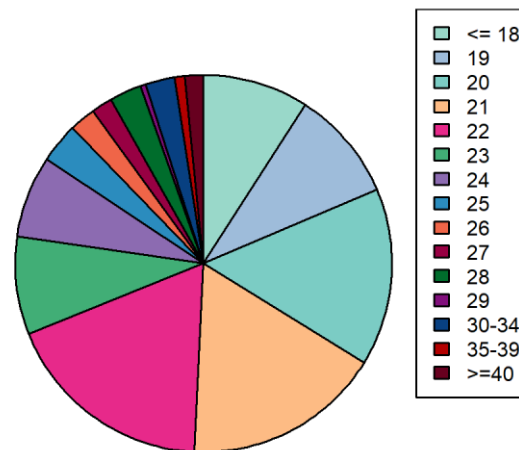
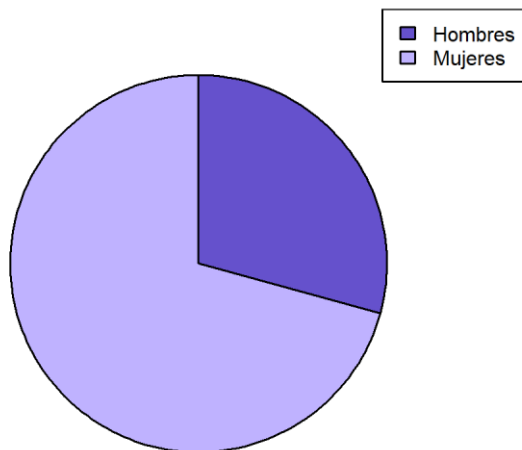
| Sexo | <= 18 | 19 | 20 | 21 | 22 | 23 | 24 | 25 | 26 | 27 | 28 | 29 | 30-34 | 35-39 | >=40 | TOTAL |
|--------------|-------|-----|-----|-----|-----|-----|----|----|----|----|----|----|-------|-------|------|-------|
| Hombres | 55 | 77 | 85 | 85 | 105 | 103 | 21 | 17 | 12 | 11 | 7 | 7 | 19 | 6 | 15 | 625 |
| Mujeres | 105 | 145 | 166 | 160 | 155 | 180 | 43 | 21 | 8 | 3 | 10 | 3 | 16 | 6 | 8 | 1029 |
| TOTAL | 160 | 222 | 251 | 245 | 260 | 283 | 64 | 38 | 20 | 14 | 17 | 10 | 35 | 12 | 23 | 1654 |



FACULTAD DE ODONTOLOGÍA

GRADUADO/A EN ODONTOLOGÍA

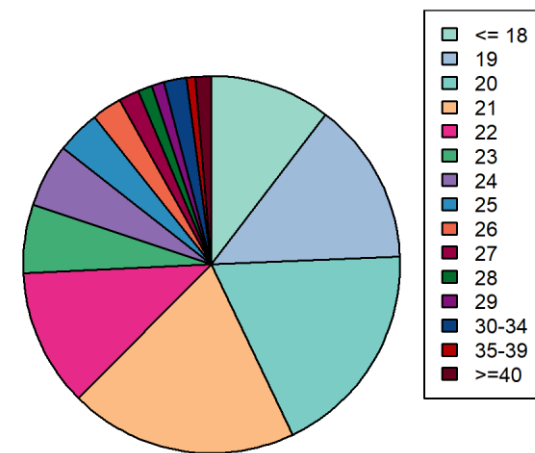
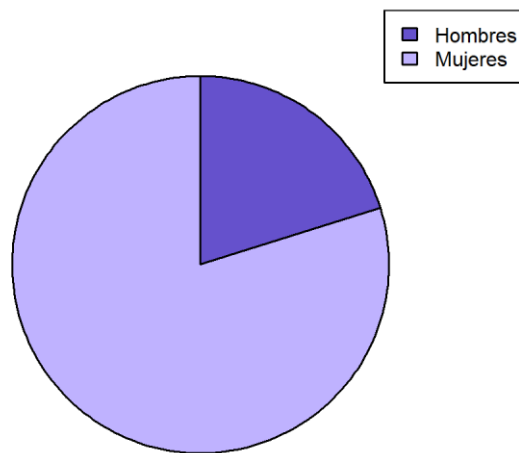
| Sexo | <= 18 | 19 | 20 | 21 | 22 | 23 | 24 | 25 | 26 | 27 | 28 | 29 | 30-34 | 35-39 | >=40 | TOTAL |
|--------------|-----------|-----------|-----------|-----------|-----------|-----------|-----------|-----------|-----------|----------|-----------|----------|-----------|----------|----------|------------|
| Hombres | 12 | 14 | 18 | 18 | 20 | 8 | 9 | 4 | 5 | 2 | 6 | 2 | 5 | 3 | 3 | 129 |
| Mujeres | 28 | 28 | 49 | 57 | 60 | 29 | 22 | 11 | 5 | 6 | 6 | 0 | 6 | 1 | 4 | 312 |
| TOTAL | 40 | 42 | 67 | 75 | 80 | 37 | 31 | 15 | 10 | 8 | 12 | 2 | 11 | 4 | 7 | 441 |





FACULTAD DE PSICOLOGÍA

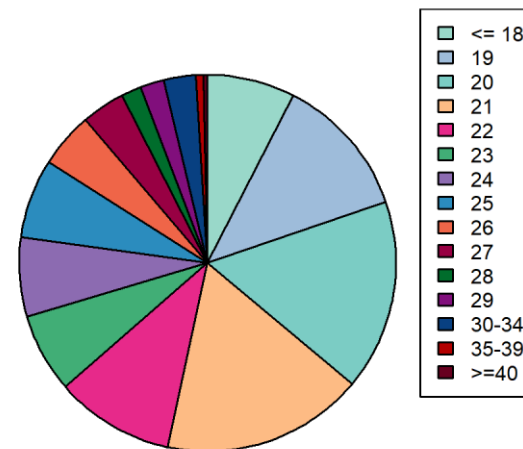
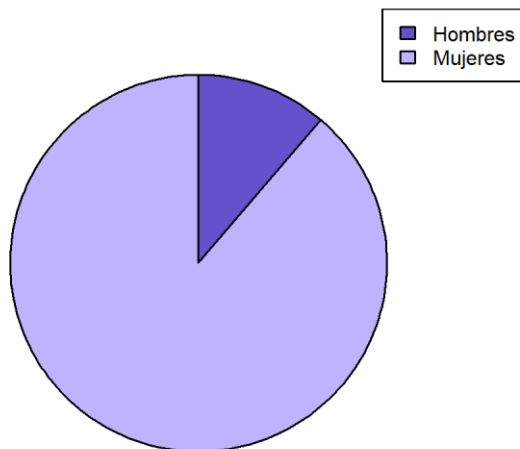
| Sexo | <= 18 | 19 | 20 | 21 | 22 | 23 | 24 | 25 | 26 | 27 | 28 | 29 | 30-34 | 35-39 | >=40 | TOTAL |
|--------------|------------|------------|------------|------------|------------|------------|-----------|-----------|-----------|-----------|-----------|-----------|-----------|-----------|-----------|-------------|
| Hombres | 28 | 32 | 54 | 68 | 50 | 19 | 32 | 17 | 19 | 8 | 6 | 4 | 10 | 5 | 4 | 356 |
| Mujeres | 155 | 215 | 274 | 278 | 158 | 85 | 64 | 49 | 27 | 22 | 16 | 15 | 24 | 9 | 20 | 1411 |
| TOTAL | 183 | 247 | 328 | 346 | 208 | 104 | 96 | 66 | 46 | 30 | 22 | 19 | 34 | 14 | 24 | 1767 |





GRADUADO/A EN LOGOPEDIA

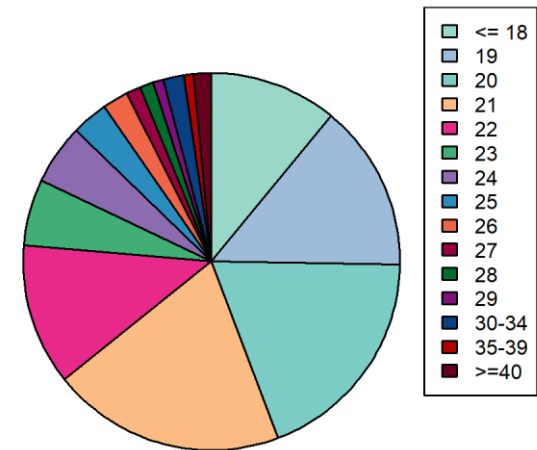
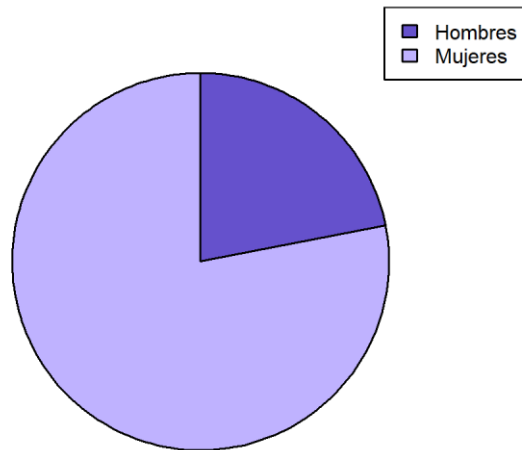
| Sexo | <= 18 | 19 | 20 | 21 | 22 | 23 | 24 | 25 | 26 | 27 | 28 | 29 | 30-34 | 35-39 | >=40 | TOTAL |
|---------|-------|----|----|----|----|----|----|----|----|----|----|----|-------|-------|------|-------|
| Hombres | 3 | 3 | 5 | 3 | 3 | 2 | 3 | 5 | 3 | 1 | 0 | 1 | 1 | 0 | 0 | 33 |
| Mujeres | 19 | 33 | 43 | 48 | 27 | 18 | 17 | 15 | 11 | 10 | 5 | 5 | 7 | 2 | 1 | 261 |
| TOTAL | 22 | 36 | 48 | 51 | 30 | 20 | 20 | 20 | 14 | 11 | 5 | 6 | 8 | 2 | 1 | 294 |





GRADUADO/A EN PSICOLOGÍA

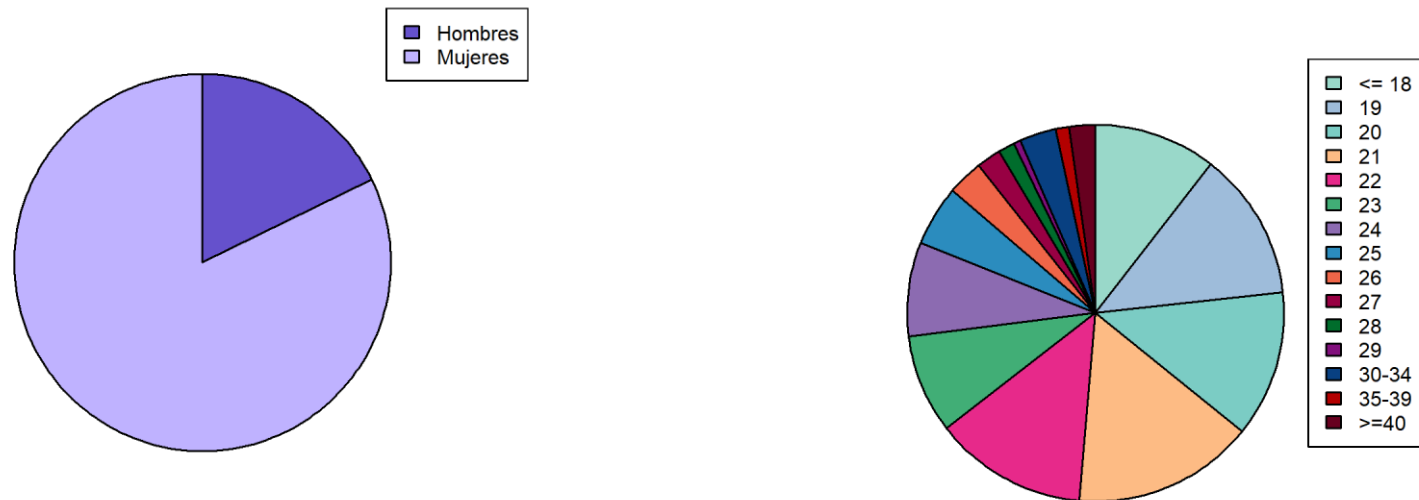
| Sexo | <= 18 | 19 | 20 | 21 | 22 | 23 | 24 | 25 | 26 | 27 | 28 | 29 | 30-34 | 35-39 | >=40 | TOTAL |
|--------------|-------|-----|-----|-----|-----|----|----|----|----|----|----|----|-------|-------|------|-------|
| Hombres | 25 | 29 | 49 | 65 | 47 | 17 | 29 | 12 | 16 | 7 | 6 | 3 | 9 | 5 | 4 | 323 |
| Mujeres | 136 | 182 | 231 | 230 | 131 | 67 | 47 | 34 | 16 | 12 | 11 | 10 | 17 | 7 | 19 | 1150 |
| TOTAL | 161 | 211 | 280 | 295 | 178 | 84 | 76 | 46 | 32 | 19 | 17 | 13 | 26 | 12 | 23 | 1473 |



FACULTAD DE TRABAJO SOCIAL

GRADUADO/A EN TRABAJO SOCIAL

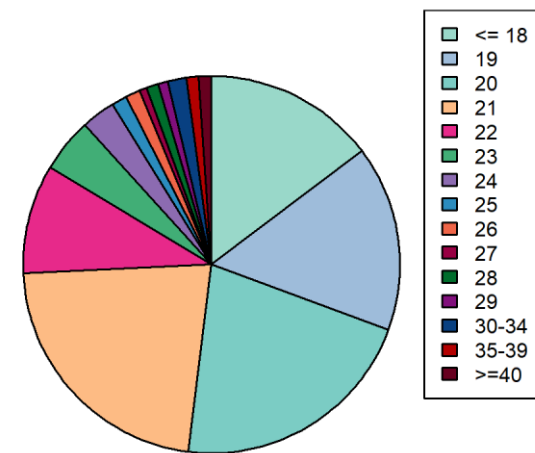
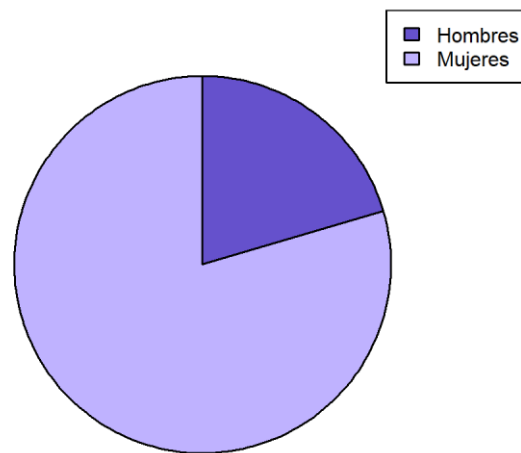
| Sexo | <= 18 | 19 | 20 | 21 | 22 | 23 | 24 | 25 | 26 | 27 | 28 | 29 | 30-34 | 35-39 | >=40 | TOTAL |
|----------------|-------|-----|-----|-----|-----|----|----|----|----|----|----|----|-------|-------|------|-------|
| Hombres | 9 | 19 | 13 | 14 | 15 | 16 | 21 | 9 | 6 | 5 | 2 | 2 | 13 | 3 | 4 | 151 |
| Mujeres | 80 | 90 | 94 | 119 | 97 | 56 | 48 | 35 | 20 | 13 | 10 | 3 | 14 | 7 | 15 | 701 |
| TOTAL | 89 | 109 | 107 | 133 | 112 | 72 | 69 | 44 | 26 | 18 | 12 | 5 | 27 | 10 | 19 | 852 |





FACULTAD DE TRADUCCIÓN E INTERPRETACIÓN

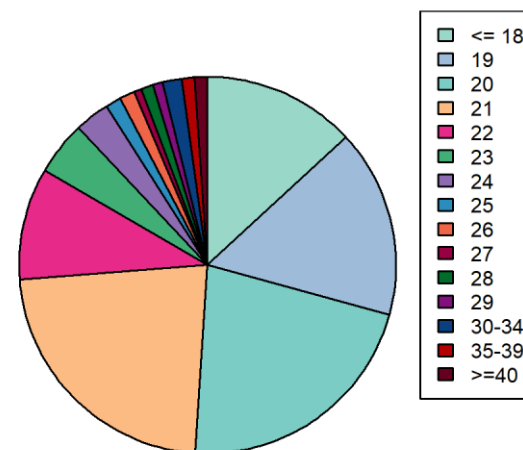
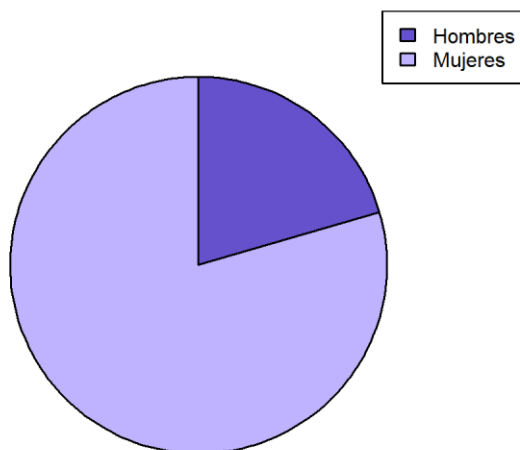
| Sexo | <= 18 | 19 | 20 | 21 | 22 | 23 | 24 | 25 | 26 | 27 | 28 | 29 | 30-34 | 35-39 | >=40 | TOTAL |
|--------------|------------|------------|------------|------------|------------|-----------|-----------|-----------|-----------|----------|-----------|-----------|-----------|-----------|-----------|-------------|
| Hombres | 50 | 44 | 46 | 59 | 27 | 14 | 12 | 5 | 3 | 1 | 7 | 5 | 8 | 6 | 6 | 293 |
| Mujeres | 161 | 185 | 261 | 261 | 108 | 52 | 30 | 14 | 15 | 8 | 8 | 7 | 15 | 9 | 10 | 1144 |
| TOTAL | 211 | 229 | 307 | 320 | 135 | 66 | 42 | 19 | 18 | 9 | 15 | 12 | 23 | 15 | 16 | 1437 |





GRADUADO/A EN TRADUCCIÓN E INTERPRETACIÓN

| Sexo | <= 18 | 19 | 20 | 21 | 22 | 23 | 24 | 25 | 26 | 27 | 28 | 29 | 30-34 | 35-39 | >=40 | TOTAL |
|----------------|-------|-----|-----|-----|-----|----|----|----|----|----|----|----|-------|-------|------|-------|
| Hombres | 47 | 43 | 46 | 59 | 27 | 13 | 12 | 5 | 3 | 1 | 7 | 5 | 8 | 6 | 6 | 288 |
| Mujeres | 138 | 184 | 261 | 261 | 108 | 52 | 30 | 14 | 15 | 8 | 8 | 7 | 15 | 9 | 10 | 1120 |
| TOTAL | 185 | 227 | 307 | 320 | 135 | 65 | 42 | 19 | 18 | 9 | 15 | 12 | 23 | 15 | 16 | 1408 |



GRADUADO/A EN TRADUCCIÓN E INTERPRETACIÓN-TURISMO

| Sexo | <= 18 | 19 | 20 | 21 | 22 | 23 | 24 | 25 | 26 | 27 | 28 | 29 | 30-34 | 35-39 | >=40 | TOTAL |
|--------------|-----------|----------|----------|----------|----------|----------|----------|----------|----------|----------|----------|----------|----------|----------|----------|-----------|
| Hombres | 3 | 1 | 0 | 0 | 0 | 1 | 0 | 0 | 0 | 0 | 0 | 0 | 0 | 0 | 0 | 5 |
| Mujeres | 23 | 1 | 0 | 0 | 0 | 0 | 0 | 0 | 0 | 0 | 0 | 0 | 0 | 0 | 0 | 24 |
| TOTAL | 26 | 2 | 0 | 0 | 0 | 1 | 0 | 0 | 0 | 0 | 0 | 0 | 0 | 0 | 0 | 29 |

